

Учим английский для жизни по материалам линии УМК «Английский в фокусе» для начальной школы

Надежда Быкова, Марина Поспелова

27 января 2021



ПОКОЛЕНИЕ Z – ХАРАКТЕРНЫЕ ЧЕРТЫ

Во время вебинара тут будет окно со спикером



ПРЕДСТАВИТЕЛИ ПОКОЛЕНИЯ Z (годы рождения 2000-2020):

Во время вебинара тут будет окно со спикером

- ✓ хорошо разбираются в современных гаджетах и цифровых технологиях («родились с кнопкой на пальце»), умеют хорошо работать с информацией
- ✓ обладают «клиповым мышлением», предпочитают увидеть, а не прочитать
- ✓ не мотивированы запоминать материал, повторяя его многократно
- ✓ успешнее воспринимают знания, имеющие практическое значение
- ✓ обладают неустойчивым вниманием
- ✓ гиперактивны и нетерпеливы
- ✓ являются интровертами, с ярко выраженным эгоцентризмом
- ✓ нацелены на быстрый результат, не хотят долго ждать, поэтому нуждаются в хорошо структурированном учебном процессе
- ✓ могут делать одновременно несколько дел (писать сообщение, слушать музыку, играть в компьютерную игру и учить уроки)

ХОРОШО РАЗБИРАЮТСЯ В СОВРЕМЕННЫХ ГАДЖЕТАХ И ЦИФРОВЫХ ТЕХНОЛОГИЯХ


Во время вебинара тут будет окно со спикером

При изучении иностранного языка учащиеся должны овладеть компетенциями в области ИКТ, которые позволят им:

- ✓ использовать различные способы поиска (в справочных источниках и открытом учебном информационном пространстве сети Интернет), сбора, обработки, анализа, организации, передачи и интерпретации
- ✓ критически оценивать информацию во всемирной сети и соблюдать правила и нормы её безопасного использования
- ✓ работать с «гипермедийными» информационными объектами
- ✓ создавать небольшой текст с помощью клавиатуры, редактировать и сохранять его
- ✓ готовить устное выступление и выступать в сопровождении аудио и видео поддержки, использовать графическое изображение и воспринимать такие выступления
- ✓ фиксировать собственную устную речь в цифровой форме для самокорректировки
- ✓ использовать компьютерный словарь, экранный перевод отдельных слов

Работа с «гипермедийными» информационными объектами

Во время вебинара тут будет окно со спикером



- ✓ интерактивные задания по материалам учебника
- ✓ анимационные фильмы
- ✓ игры
- ✓ песни

Во время вебинара тут будет окно со спикером

Spotlight 2

Let's Go!

My Letters!

Starter Module

Module 1

Module 2

Module 3

Module 4

Module 5

Showtime!

Spotlight on Russia

Let's Play!

Workbook

Activities on Reader

Posters

3b In the Bath!

3 /e/ or /i/? Copy the table and complete it.

/e/	/i/
red	queen
bed	...
...	...

red

bed

queen

egg

green

sheep

16a On Sundays

3 Listen and match.

in the morning

at night

at seven o'clock

1

get up

2

3

come home

go to school

watch TV

4

go to bed

5

8a Wild about animals!

3 Look, read and say.

Parrots are smaller than pandas.
small – smaller funny – funnier good – better
nice – nicer big – bigger

1

big

Whales are bigger than dolphins.

2

clever

Monkeys are cleverer than emus.

3

tall

Giraffes are taller than elephants.

4

long

5

fat

Во время вебинара тут будет окно со спикером



Создание небольшого текста с помощью клавиатуры, его редактирование и сохранение

Во время вебинара тут будет окно со спикером



I'm Vika.
This is my playroom!
These are my toys and books.
This is my teddy bear. It's yellow and beautiful.
This is my desk. It's brown.
My school bag is under the desk.
This is my bed. And my bed is long and brown.
And look at my computer. It's on the desk.

All the things I like.

All the things I like to eat.

I like vegetables and fruits. My favourite food is pizza and ice cream.



Menu.

1. Cake with tea.
2. Chicken with vegetables.
3. Pizza with lemonade.
4. Bananas with apples.

All the things I like wearing.


I like to wear dresses. I like to wear skirts with T-shirts.



My favourite clothes are shorts and blouses.

All the school subjects I like.

I like PE, Mathematics. My favourite school subject is English.



All the school things I like.

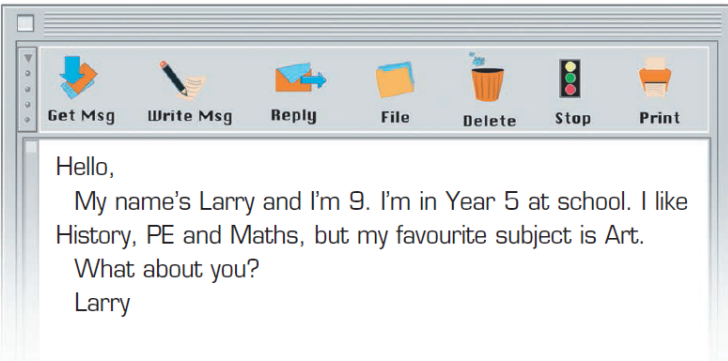
I like the pencil case, pencil, pen and school bag.



My favourite school things are books.



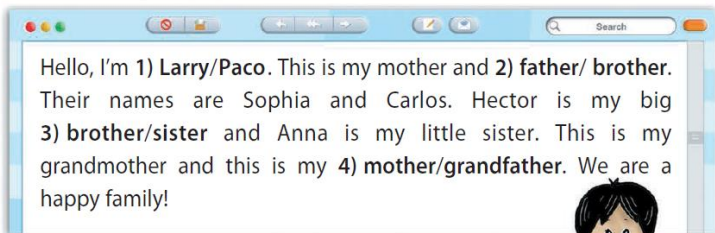
5 Read and answer the questions.



- 1 How old is Larry?
- 2 What year is he in at school?
- 3 What's Larry's favourite subject?

6 ICT Portfolio: Now write an e-mail about yourself.

4 Read and choose.



5 ICT Portfolio: Now write about your family.

3 Read and answer.

I've got a pet chimp. His name is Chuckles. He's eleven! Chuckles has got big ears and a fat body. He's very cute! Chuckles is very clever, too! He can run, jump and climb. He can dance, too! Oh, I love Chuckles!



- | | |
|---------------------------|-----------------|
| 1 How old is Chuckles? | 4 Is he clever? |
| 2 Has he got big ears? | 5 Can he climb? |
| 3 Has he got a thin body? | 6 Can he dance? |

4 ICT Portfolio: Now write about your or your friend's pet.

4 What are Mum and Dad going to do? Read and say **yes** or **no**.

Dear Larry and Lulu,

Hope you're having a good time in Australia! We're in Italy now and having a great holiday! Rome is wonderful – tomorrow we're going to visit the Coliseum, then on Tuesday we're going to travel to Venice. We can't wait!

It will be very hot today. Dad and I are going to swim in the pool in a while. After that we're going to have lunch in a really nice restaurant close to the hotel.

This evening we're going to have a walk around the city and Dad is going to take some photos. There's so much to see and do here! Anyway, that's all for now.

Take care and be good ... we miss you!

Love,
Mum and Dad

- yes
- 1 go to the Coliseum
 - 2 visit a museum
 - 3 travel to Venice
 - 4 buy a camera
 - 5 go for a swim
 - 6 have lunch in a nice restaurant

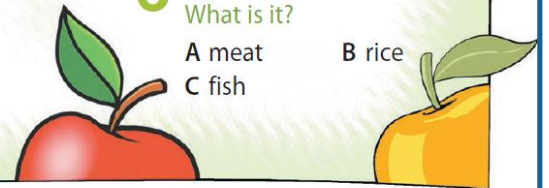
5 ICT Portfolio: You are on holiday. Write a letter to a friend.

4 How much do you know about food around the world?

6a

Food Quiz

- | | |
|--|---|
| <p>1 At an Australian barbecue, snaggers are very popular. What are they?
A burgers B potatoes
C sausages</p> | <p>4 In Italy, when you order a capuccino, they bring
A coffee. B lemonade.
C milk.</p> |
| <p>2 What's another name for chips?
A French fries
B American fries
C English fries</p> | <p>5 If an American is eating a cookie, he's eating a
A cake. B biscuit.
C sandwich.</p> |
| <p>3 Where is Cheddar cheese from?
A France B Spain
C England</p> | <p>6 In Japan, they eat sushi. What is it?
A meat B rice
C fish</p> |



5 ICT Portfolio: Write a food quiz!

Подготовка устного выступления в сопровождении аудио

и видео поддержки

Во время вебинара тут будет окно со спикером

I can...

Konstantinova Olesya
2 а

I can run



I can climb



I can dance



I can read



I can swim



Поиск информации для разделов по страноведению

Во время вебинара тут будет окно со спикером



Get ready, get set, go!

1 Read and match the words in bold to the pictures.

In the USA, children love running in races. On Sports Day children take part in lots of fun races.

The **sack race** is very popular – the runners get into a sack to run the race. It's great fun! There's also the **ball and spoon race** – the winner is the first one to finish with the ball still on the spoon!

Another favourite is the **three-legged race**. In this race, two people tie a leg together to run. It's not as easy as it looks!



2 Correct the sentences.

- 1 On King's Park Day children take part in lots of fun races.
- 2 They get into a sack and **crawl**.
- 3 There's also the **dish** and spoon race.
- 4 Another favourite is the **four-legged** race.

3 **ICT** – What fun races are there in Russia? Find and mime one for the class to guess!



English-speaking countries of the world

1 Look at the pictures. Match the capital cities to the countries. Use: the UK, Ireland, the USA, Canada, Australia and New Zealand.



Washington D.C.



Wellington



London



Ottawa



Canberra



Dublin

London is the capital of the UK.

2 **ICT** – How much do you know about English-speaking countries? Do the quiz and find out!

- 1 Which country isn't in the UK?
A Ireland B Scotland C Wales
- 2 Montreal, Toronto and Vancouver are cities in
A Canada. B Ireland. C the USA.
- 3 Sydney, Melbourne and Adelaide are cities in
A Canada. B Australia. C Britain.
- 4 Auckland, the City of Sails, is in
A Australia. B Ireland. C New Zealand.
- 5 Where is Big Ben?
A Oxford B Cambridge C London



5. Grandpa Durov's Wonderland



There is an unusual theatre in Moscow – Grandpa Durov's Wonderland. The actors there are not people, but animals: horses and ponies, chimps, elephants, bears, camels, hippos and birds! They can do a lot of tricks. Children like visiting this theatre a lot.



1 Look at the pictures and say what the animals can do.



elephant/stand on two legs



chimp/play the piano



pigeon/walk on the ball



hippo/sing

2 **ICT** – Read and answer.

- 1 Where can you see animals in your city/town/village?
- 2 Is there a zoo/circus/animal theatre there?
- 3 What tricks can the animals do?

4. Animals need our help!



1 What does WWF mean? Read and answer.

WWF – World Wildlife Fund – helps to **save** the wildlife on our planet. In Russia there are 100 **reserves** and 33 national parks where different kinds of animals live.

Near Ryazan and Moscow there are bison reserves where WWF supporters have a special project, called "Adopt a Bison". People **donate** money to buy food, pay vets and **raise** a baby bison. They can give a name to it, too. Every adopter gets a Certificate of Adoption. July 2 is a "A Day of Adopters" in the bison reserves.



Тексты подобраны таким образом, чтобы каждый учащийся СМОГ ВЫСКАЗАТЬСЯ по данной теме, потому что она ему близка.

Spotlight on Russia 7. Fun after school

After school Russian children like doing different things. Some of them like playing computer games, some like watching TV, some like reading. Some children also do music, sports, dance, art and drama classes after school. They learn to do interesting things there. It's a good way to make new friends and have some fun too.

1 Choose the odd one out.

- In a music class you can: a) sing songs, b) play the piano, c) swim.
- In an art class you can: a) play football, b) paint pictures, c) make masks.
- In a drama class you can: a) wear costumes, b) put on a play, c) ride a bike.
- In a dance class you can: a) watch TV, b) dance, c) exercise.
- In a martial arts class you can: a) do karate, b) do judo, c) drive a car.

2 Where are the children? What are they doing? Look at the pictures and say.

a She is in an art class. She's painting a picture.

Spotlight on Russia 1. Primary schools in Russia

Children in Russia spend 4 years in primary school. Most schools in Russia have numbers, not names, and in some schools students wear uniforms. Every school has got classrooms, a gym, a computer room, a library and a canteen. Students have 4-5 lessons a day and the subjects they have are: Russian, Reading, Maths, English, Our World, Computer Study, Art, Handicraft and PE. During the breaks the children play games and relax. After the lessons some students stay at school and do homework with their teachers because their parents are at work.

1 Read and say yes or no.

- Children in Russia spend 4 years in primary school.
- Most schools have names.
- Students have six lessons a day.
- Some students do homework with their teachers.

2 What about your school? Read and answer.

- What's the number/name of your school?
- Have you got a uniform at school?
- Is your classroom big?
- Have you got a computer room?
- What can you do during the breaks?

in the classroom
in the computer room
in the canteen
in the library

in the gym

76

Spotlight on Russia 2. Families in Russia

My Family Tree

This is me and my pet rabbit Stepashka.

My name's Daria, Dasha for short. I'm 9 and I'm in Year 3 at school. I live in Moscow. It's a big city and I like it here. I've got a big family. Look at my family tree! My mum's name is Irina and my dad's name is Sergei. I haven't got a brother or a sister, but my dad's got a sister. She is my aunt. Her name's Anna. Stanislav is my uncle. My aunt and my uncle have got two children, Tima and Katya. They're my cousins. We love to talk and play together!

1 Look at the family tree and answer.

- Who are Galina and Gennady?
- Has Dasha got a sister or a brother?
- What are her cousins' names?
- How many grandchildren have Galina and Gennady got?

2 Draw your family tree and present it to the class.

Spotlight on Russia 7. The days we remember

1 Read and match.

- Maslenitsa
- Goodbye, Primary School!
- The First of September
- Goodbye to the ABC Book

A At first I was scared. But my teacher and classmates were very friendly. I loved my first day at school! (Veronika)

B At the end of the year we have to say goodbye to primary school and our first teacher. I'm a little bit sad about it. We get special diplomas on this day. (Marina)

C We sang songs about school and put on a play about the letters. Our parents came to see our concert. Everybody had a really good time. (Nadia)

D I had a lot of fun on this day. I loved the blini (pancakes). We had a concert and my friends gave a performance with wooden spoons. It was really something! (Slava)

2 What are your most memorable days at school? Why? Bring photos and present them to your classmates.


72

Во время вебинара тут будет окно со спикером

Spotlight on Russia

3. I scream for ice cream!

Russian children like ice cream a lot. They eat it in hot and cold weather, at home and outside. They buy it in shops and kiosks. They also go to ice cream cafés with their friends. Children like all flavours of ice cream: chocolate, vanilla and fruit - they're all yummy! Ice cream is very popular in Russia and people have special ice cream festivals! They are great fun!




1 Answer the questions.

- 1 Do you like ice cream?
- 2 Where do you buy it?
- 3 Do you eat it in winter?
- 4 What's your favourite flavour?
- 5 Can you make ice cream?

In an Ice cream Café.

2 Read and act out.

A: Hello. Can I help you?
 B: Yes, please. I'd like an ice cream.
 A: What flavour?
 B: Chocolate, please.
 A: Here you are. It's 50 rubles.
 B: Thank you. Bye.
 A: Bye.



3 Draw a symbol for an ice cream festival and present it to your class.

Spotlight on Russia

3. What would you like for your tea?

Sushki, baranki, bublik (bagels) are traditional Russian products. You need flour, butter, oil, water, salt and sugar to make them. They can be round or oval, very big or very small and they can have different colours and flavours.

They are very popular because they taste good and they are cheap. Sushki last a long time too. People like to take sushki with them when they go hiking.

Everybody loves sushki, baranki and bublik: from babies to old people. They are a good treat at teatime.



1 Talk with your friend.

- 1 Why are bublik, baranki and sushki so popular in Russia?
- 2 Where can you buy them?
- 3 What is your favourite treat at teatime?

2 How many of them are there in one kilo?

1 Sushki: about	a) 70	b) 100	c) 80
2 Baranki:	a) 20-30	b) 25-50	c) 40-60
3 Bublik: up to	a) 10	b) 15	c) 20

Spotlight on Russia

4. Everybody likes presents!

New Year is a wonderful holiday. Russian children like it because they get a lot of presents. They get them from their parents, grandparents, friends and ... Father Frost! Father Frost and Snowmaiden, his granddaughter, live in Veliky Ustyug. They live in a beautiful wooden house.

Children write letters to Father Frost and ask him to bring them presents: toys, computer games, chocolates and books. Some children come to Veliky Ustyug to see Father Frost and Snowmaiden and give them presents too!



1 Write a letter to Father Frost.

Father Frost
 Veliky Ustyug
 Vologda Region
 Russia, 162340

Dear Father Frost,
 I'd like,, and
 for New Year.
 Thank you very much.

Yours,
 ...



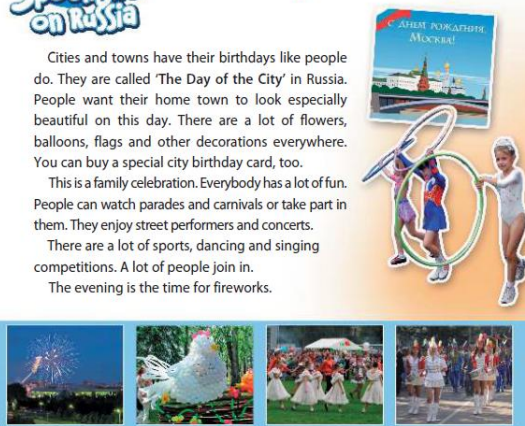
*Дорогой Морозы
 162340, Вологодская обл.,
 в. Великий Устюг*

Spotlight on Russia

5. The Day of the City

Cities and towns have their birthdays like people do. They are called 'The Day of the City' in Russia. People want their home town to look especially beautiful on this day. There are a lot of flowers, balloons, flags and other decorations everywhere. You can buy a special city birthday card, too.


This is a family celebration. Everybody has a lot of fun. People can watch parades and carnivals or take part in them. They enjoy street performers and concerts. There are a lot of sports, dancing and singing competitions. A lot of people join in. The evening is the time for fireworks.



1 Look at the pictures and say how people celebrate 'The Day of the City'.

2 ICT - Do you celebrate this holiday in your home town? What do people do on this day?

3 Design a programme for this day.



Ситуации общения приближены к жизни

Во время вебинара тут будет окно со спикером

2 класс:

My family!

My home!

My birthday!

My animals!

My toys!

My holidays!

3 класс:

School days!

Family moments!

All things I like!

Come in and play!

Furry friends!

Home, sweet home!

A day off!

Day by day!

4 класс:

Family & friends!

A working day!

Tasty treats!

At the zoo!

Where were you yesterday?

Tell the tale!

Days to remember!

Places to go!

Read and then write about your bedroom/ favourite food/ favourite toy...

**Write/talk about your family/relative/best friend/best day of the year/
your or your friend's pet/what you do on Saturdays and Sundays...**

Draw a scene from your favourite fairy tale and present it to your class

Describe your favourite cartoon character.

What do you want to be? Why?

What are your most memorable days at school?

ГОВОРЕНИЕ (монологи)

Во время вебинара тут будет окно со спикером

Portfolio

Прочитай и напиши о своей любимой еде, используя образец.



My favourite food is burgers and chips.
Yummy!

Portfolio

Прочитай и напиши о своей спальне используя образец.

This is my bedroom: a blue chair, a red bed and a brown table.



Portfolio

Прочитай и напиши о своей любимой игрушке, используя образец.



Look at my toy soldier. It's got two eyes, a nose and a mouth. It's got dark hair too. My toy soldier is very nice!

Portfolio

Прочитай и напиши о себе, используя образец.



This is me on my summer holiday. I'm wearing shorts, a T-shirt and a hat. It's hot today.

ГОВОРЕНИЕ (диалоги)

Во время вебинара тут будет окно со спикером

2 Chit-Chat

Hello, Rosie! Nice to see you again!



Hello, Jake! Nice to see you too!



2 Introduce yourself to someone new.

A: Hi, my name's Kelly. What's your name?

B: Hello! I'm David.

A: Nice to meet you, David.



• Giving personal information

1 Take roles and read out.



- A: What's your name?
B: My name's Maria Belova.
A: Sorry? Can you spell that, please?
B: Yes, it's B-E-L-O-V-A.
A: How old are you, Maria?
B: I'm 10.
A: What's your favourite subject?
B: Art.

4 Сыграть в игру, используя образец.

Hello, Anna. How are you?

Fine, thanks!



6

Make a meal of it!

1 Listen and repeat.

£1 = one pound
85p = eighty-five pence/p
£1.20 = one pound twenty (pence)

a **packet** of biscuits



a **jar** of jam



a **bar** of chocolate



a **carton** of milk



a **kilo** of potatoes



a **bottle** of Coke



a **loaf** of bread



a **tin** of beans



2 Chit-Chat

A: Can I have a packet of biscuits, please?

B: Yes, of course. Here you are. That's one pound nine pence, please.

• Buying food

1 Take roles and read out.

A: Excuse me, can I have two bars of chocolate, a jar of jam and a tin of beans, please?

B: Yes, of course. Here you are.

A: How much is it?

B: That's four pounds and seven pence, please.

A: Here you are.

B: Thank you.

In an Ice cream Café.

2 Read and act out.

A: Hello. Can I help you?

B: Yes, please. I'd like an ice cream.

A: What flavour?

B: Chocolate, please.

A: Here you are. It's 50 rubles.

B: Thank you. Bye.

A: Bye.



Let's go shopping!

Во время вебинара тут будет окно со спикером



[these five items are being rationed by Tesco in the run-up to Christmas - CoventryLive \(coventrytelegraph.net\)](https://www.coventrytelegraph.net)



- A. Can I have a kilo of apples, please?**
- B. Yes, of course. Here you are.
That's one pound ten pence, please.**
- A. Thank you.**

Во время вебинара тут будет окно со спикером



£1.25




£1.80



£1.50



55p



40p




95p

60p



£11.67/kg



£1.10




74p




£1.65/kg



69p/kg



£2.00/kg



85p

ГОВОРЕНИЕ (диалоги)

Во время вебинара тут будет окно со спикером

- Asking for/giving directions

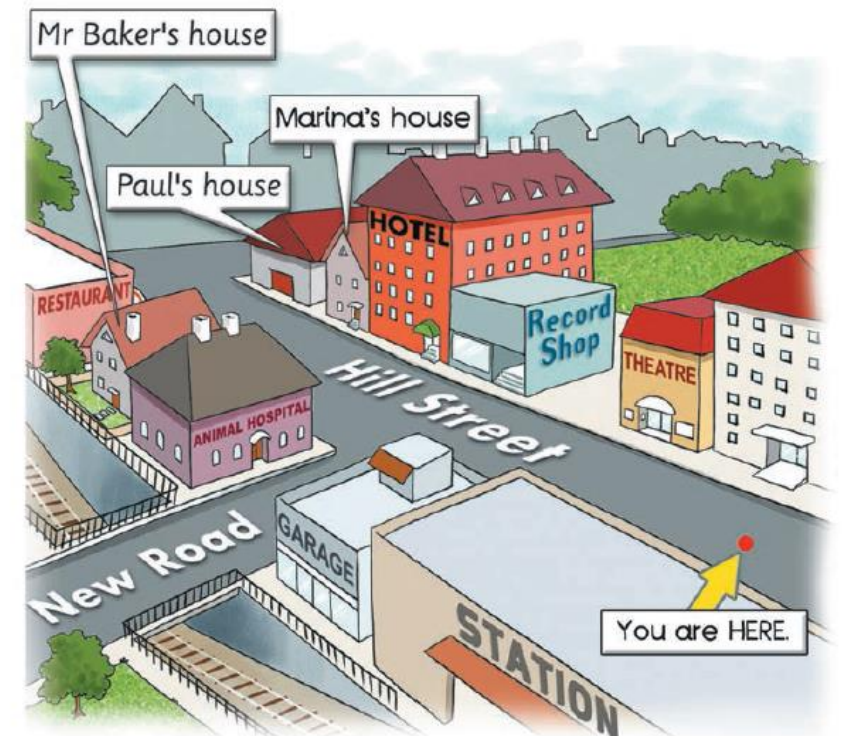
1 Take roles and read out.

A: Excuse me, where exactly is the animal hospital?

B: Go along Hill Street and turn left into New road. It's opposite the garage.

A: Thanks!

2 Work in pairs. Use the picture and act out similar dialogues.



С какой целью?	Что?	Как?
<p>Удовольствие, воздействие на чувства эмоции; расширение кругозора.</p>	<p>Художественная литература (сказки, комикс, произведения фольклора), песни, рифмовки, рассказы из разделов по страноведению.</p>	<p>Общее, глобальное понимание, запоминание информации, информация предназначена для развития критического отношения к миру.</p>
<p>Информирование с целью какого-либо воздействия, установки.</p>	<p>Инструкции, правила, рецепты, расписание, листовки</p>	<p>Детальное понимание, информация предназначена для дальнейшего использования.</p>
<p>Образование, расширение языковых познаний профессионального кругозора.</p>	<p>Тексты из различных областей знаний в разделе Fun at school. В будущем – тексты по специальности, газеты, журналы.</p>	<p>Детальное понимание, глубокая интерпретация с помощью словаря, запоминание информации.</p>

3 Read and answer.

It's King's Park Day today. There are a lot of people in the park. Look! Jim is playing a game with the clown! Sally is eating an apple and her brother Sam is making a sandcastle. Jenny and Jude are painting their faces. Their mother, Sue is watching them. Can you see Paul and Tony? They are riding a horse! Everybody is having a great time!

- 1 Who is playing a game?
- 2 Who is eating an apple?
- 3 Who is making a sandcastle?
- 4 Who is riding a horse?

1 Read and say which of the words in bold you can see in the picture.



Birthday parties in England are a lot of fun! Children bring **presents** and **cards** for the Birthday Boy or Girl. Then, the party begins!

At the party there is always lots of **food** and **drinks**. There are usually a lot of **balloons** in the room where the party is. The children wear party **hats** and play party games.

After that, it's time for the **birthay cake**! The Birthday Boy or Girl blows out the **candles** and makes a birthday wish! Then, everyone sings 'Happy Birthday'. Birthday parties are great fun for everyone!

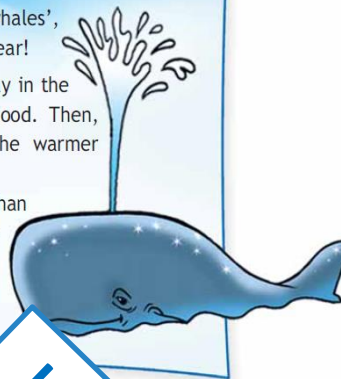
4 Read and answer.

A Whale of a Time!

Grey Whales, often called 'friendly whales', make the same amazing journey every year!

From April to November the whales stay in the cold waters of the Arctic looking for food. Then, from December to April they go to the warmer waters of Mexico to have their babies!


The Grey Whale travels more miles than any other mammal on earth. They don't need tickets, passports or suitcases – and I'm sure they all have a whale of a time!



- 1 What are Grey Whales often called?
- 2 Where are the whales from April to November?
- 3 How many months do they stay in Mexico?

Во время вебинара тут будет окно со спикером

1 Read and match.



- a **body**
- b **neck**
- c **head**
- d **leg**

2 Now, read again and answer.

This is an emu. Emus are from Australia. In Australia there are a lot of emu farms. Emus are very tall with a big body, a small head and long legs. An emu's body and legs are brown and its head and neck are blue. Emus can run very fast but they can't fly! They eat fruit and insects. Their eggs are a green colour! Emus are very interesting birds!

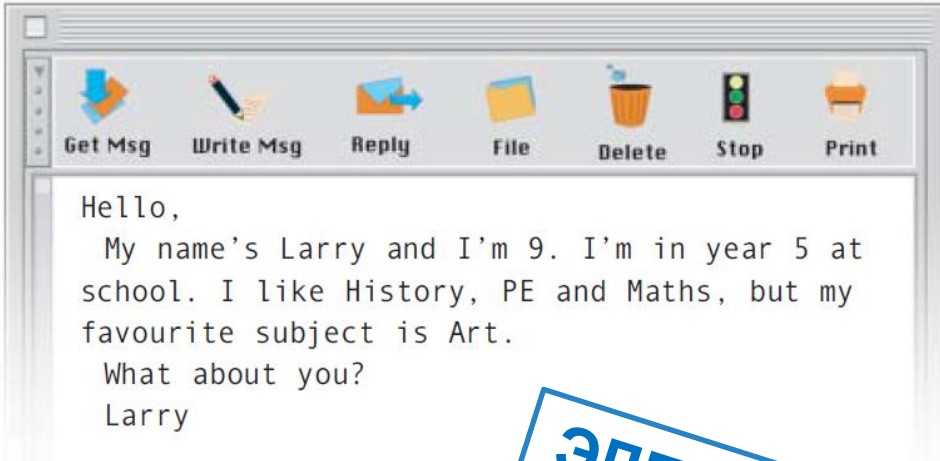
- 1 Where are emus from?
- 2 What colour is an emu's body and legs?
- 3 Can emus fly?
- 4 What colour are their eggs?

ПОВЕСТВОВАТЕЛЬНЫЕ

НАУЧНО-ПОПУЛЯРНЫЕ

Во время вебинара тут будет окно со спикером

5 Read and answer the questions.



- 1 How old is Larry?
- 2 What year is he in at school?
- 3 What's Larry's favourite subject?

ЭЛЕКТРОННЫЕ ПИСЬМА

Goldilocks and the Three Bears

Narrator: Goldilocks, a little girl, Has big blue eyes And golden curls. Her mother tells her ...

Mother: Now, be good! Don't go walking In the wood!



Narrator: She says ...

Goldilocks: Oh, Mummy, Please don't worry!

Narrator: But Goldilocks Is in a hurry.

Goldilocks: The wood is nice, The wood is cool, I can walk there On my way to school.



СКАЗКИ

18 - Module 1 Module 1 - 19

Arthur + Rascal

Episode 6

1 Arthur! Cookie! There's something wrong with Tricky!

2 Maybe she's sleeping.

I barked at her, but she didn't move.

3 Let's go and see.

No, look! She just turned around!

4 Hey, Tricky! What's wrong?

Go away, I'm busy!

5 Tricky! Are they all yours?

6 They're kittens, Rascal!

Oh, oh!

Arthur, what are they?

КОМИКСЫ

1 Match the rhyme to its history.



Mary had a little lamb,
Its fleece was white as snow;
And everywhere that Mary went,
The lamb was sure to go,
It followed her to school one day,
Which was against the rule;
It made the children laugh and play,
To see a lamb at school.

A In 1014, King Olaf, a Viking, and his men sailed up the river Thames and pulled down the first London Bridge.



London Bridge is falling down,
Falling down, falling down.
London Bridge is falling down,
My fair lady!

B Mary Sawyer's lamb followed her to the Redstone School House (Massachusetts) around 1820.

НАРОДН
ЫЕ
ПЕСЕНКИ

Во время вебинара тут будет окно со спикером

1 Listen and repeat.

STONEBRIDGE SPORTS CENTRE **Join now!**

Mondays/ Thursdays	Wednesdays/ Fridays/ Saturdays	Tuesdays
volleyball	tennis	badminton
Thursdays/ Sundays	every day	Saturdays
baseball	table tennis	hockey

2 Chit-Chat

I go to the cinema **once** a week.
Gary has guitar lessons **twice** a week.
Emma washes her hair **three times** a week.

A: How often do they play volleyball at the sports centre?
B: Twice a week, on Mondays and Thursdays.

РАСПИСАНИЕ

1 Look and say. Use **must** or **mustn't**.

ZOO RULES

- DO NOT FEED THE ANIMALS
- DO NOT RIDE BIKES
- Do Not Play loud music
- LEAVE YOUR PETS AT HOME
- PUT YOUR RUBBISH IN THE BIN
- DO NOT RUN

1 You **mustn't** feed the animals.

ПРАВИЛА,
ИНСТРУКЦИИ

Во время вебинара тут будет окно со спикером

4 Read and complete the shopping list for Karen.

Karen,
We've got some eggs but we haven't got any chicken. We've got some milk but we haven't got any ice cream. We've got some carrots and potatoes, but we need some apples and some bananas.

David



Shopping List

chicken

...

...

...

...

...

ЗАПИСК



3 How to make porridge. Read and put the pictures in the correct order.



Heat and stir for 5 minutes.



Put water and porridge oats in a pot.



Eat it with sugar or honey.



Add some milk and a little salt.

РЕЦЕПТЫ

Where are they? Look, read again and choose.

Candy's Canteen



Burgers

Chips

Ice cream

Lemonade

Coke



Kelly's kitchen

Pizza

Sandwiches

Chips

Orange juice

Lemonade



Module 3

МЕНЮ

Во время вебинара тут будет окно со спикером

3 Read and fill in. Then match.

1 Can you help me find my pet?

Her name is Kiki. Kiki 1) green and she 2) got short legs and a short tail. She can swim and she 3) fly. My phone number is...

2 Can you help me find my pet?

His name is 4) Squeak. Squeak is brown and he's got a fat body and a long tail. He 5) run and climb. Please call me at...



ОБЪЯВЛЕН
ИЯ

1 Read and answer.

Pine Walk Koala Park

TREAT YOURSELF TO A SPECIAL DAY OUT!
At Pine Walk Koala Park you can:

- Hug a cute koala anytime of the day!
- Feed friendly kangaroos and emus!
- Walk around the beautiful forest in the park!
- Have a picnic by the side of the river!
- Meet some fun-loving Australians!

Opening Times: 8:30 am – 5:00 pm
Cost: Adult \$15
Child \$11

WE HOPE TO SEE YOU SOON!

- 1 Which animals can you see in the park?
- 2 Where can you have a picnic?
- 3 Who can you meet?
- 4 What time is the park open?
- 5 How much is it for a child?

4 Read and match the captions to the pictures.

Want to have some fun?
Need to relax and have a rest?
Looking for an exciting holiday?

Come to Florida

We've got it all!

- Sunny, sandy beaches
- The world's greatest fun park
- Interesting wildlife
- Water sports for all the family

1 Sunny, sandy beaches

2 ...

3 ...

4 ...

Florida The place to be this summer!

РЕКЛАМНЫЕ
БРОШЮРЫ
И ЛИСТОВКИ

Во время вебинара тут будет окно со спикером

1 Describe Natasha's photos. Which place do you like best? Why?

Most people like travelling and visiting new places. Natasha often goes hiking with her classmates and teachers. Here are some pages from her diary.

August 12, 2005

Here we are, camping in the mountains in Siberia! It's cool and windy, but my new tent is nice and warm. Tomorrow we're going to visit a lake.

August 13, 2005

We walked to the lake today. It was wonderful! The water was cold and very clear, but we didn't see any fish.

May 2, 2006

The Caucasus mountains are like a fairy tale. There's so much to see here! It's May, but there's snow and lots of wild flowers.

May 8, 2006

We're at the seaside at last. The Black Sea is so beautiful! The water is blue and clear, but it's very cold.



ДНЕВНИК
ПУТЕШЕСТВ
ИЙ

2 How much do you know about English-speaking countries? Do the quiz and find out!

- 1 Which country doesn't belong to the UK?
A Ireland B Scotland C Wales
- 2 Montreal, Toronto and Vancouver are cities in
A Canada. B Ireland. C the USA.
- 3 Sidney, Melbourne and Adelaide are cities in
A Canada. B Australia. C Britain.
- 4 Auckland, the City of Sails, is in
A Australia. B Ireland. C New Zealand.
- 5 Where is Big Ben?
A Oxford B Cambridge C London



ВИКТОРИНЫ

Fun at school

Fun with Numbers!

2b




3 Read the example and have fun with numbers!


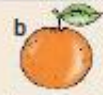

what to do




Choose a number (1-7)	7		
Add (+) five	12		
Add four	16		
Take away (-) two	14		
Add six	20		
Take away the first number	(-7)		
Answer	13		

example **your turn!** **try again with a new number**

4 Match the pictures to the correct shapes.

1  triangle 2  circle 3  square

a  b  c 

d  e  f 

Module 1 17


С помощью рубрики FUN AT SCHOOL уже в третьем классе у детей появляется возможность увидеть, как с помощью английского языка они могут получать интересную информацию из разных областей знаний.

Они овладевают базовыми предметными и межпредметными понятиями, отражающими существенные связи и отношения между объектами и процессами.









Во время вебинара тут будет окно со спикером

Fun at school

What kind of Animals?



4 Look, read and say.

			
goat	chicken	horse	whale
			
snake	crocodile	turkey	elephant

5 Domesticated or wild? Look again and write the names of animals in Ex. 4 in your notebook.

1 ...	Domesticated	3 ...
2 ...		4 ...
1 ...	Wild	3 ...
2 ...		4 ...













6 ICT – Draw or find a picture of a domesticated and a wild animal. Present them to your class.

Module 5 13

Fun at school

On the shelf!

3 What kind of food: dairy, meat, fruit or vegetable? Read and say.

1 	2 	3 
yogurt	onion	chicken
4 	5 	6 
beef	cheese	milk
7 	8 	9 
carrot	banana	potato
10 	11 	12 
lamb	mango	cherry


1 yogurt – dairy

4 On my shelf. Draw a shelf with your favourite food, drinks and snacks on it.

Module 3 49

Fun at school

Family Crest!




4 Read and choose.

A family crest

- gives information about your family.
- is your family's favourite picture.

Today, we have all got surnames – our family name – and everyone knows which family we belong to. Long ago, you could tell a person's name by looking at their family crest.

5 Look at the family crest. What's the name of the family? Where does this family come from?



6 Find and draw your crest or design your own.

Module 6 29

Fun at school

Paint it Blue!



4 These are paintings by Picasso. What colour are they?
Read and choose:

a) red

b) yellow

c) blue



5 Look at the paintings again. What's the best title for each one?
Read and choose.

Picture A

- 1 Boy and Dog
- 2 In the Street

Picture B

- 1 A Happy Family
- 2 Mother and Child

6 Choose one colour you like. Paint your own picture.

Module 2 33

Fun at school

Mood music



3 Match the sounds to the Instruments. Which one is the loudest?



piano



trumpet



drums



violin



guitar

4 Listen to the three types of music. Which makes you feel: **happy**, **sad**, **scared**? Tell the class.

1 It makes me feel ...

5 Bring your favourite music to class. Play it and say how it makes you feel.

Module 7 45

Во время вебинара тут будет окно со спикером

3 Listen and match.



1 pretty 2 shy 3 good

a Andy b Babs c Alice

d Ronnie e Joe f Polly



4 strong 5 kind 6 loud

Ann was the kindest student in my class.

kind – kinder – kindest
pretty – prettier – prettiest
good – better – best

4 Now talk with your friend.

A: Who was the best student in the class?
B: Andy was!

1 Listen and write the days. There is one extra day.

Monday Wednesday Friday Sunday
Tuesday Thursday Saturday



Monday

1 Lulu's dreams. Listen and say yes or no. Then ask and answer.



• dance with the prince



• climb the beanstalk



• skate with the Ugly Duckling



• serve porridge to the Three Bears



• visit the Country Mouse

They didn't watch a film last night. Did you play in the park yesterday? Yes, I did./No, I didn't.

climb – climbed dance – danced
carry – carried skip – skipped

1 A: Did Lulu dance with the prince?
B: Yes, she did!

2 Now talk about Lulu's dreams. Lulu's dreams last night were so funny! First, she ...



Во время вебинара тут будет окно со спикером

Listen and fill in.

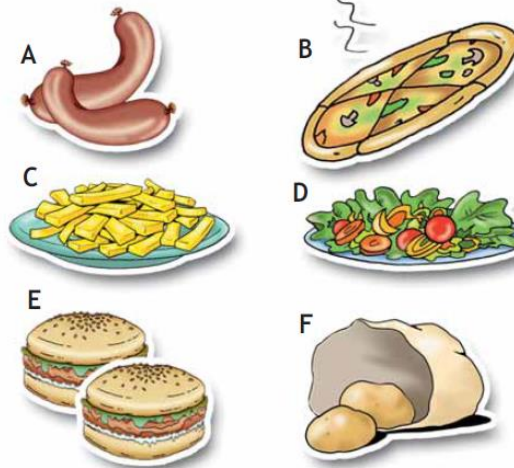
Pet **parrot**
 Name
 How old?
 My pet can and fly

5

2 Listen and write the letters in the boxes.

What are Danielle's friends having for lunch?

- 1 Kate D
- 2 Winny
- 3 Jake
- 4 Grant
- 5 Judy



Module 3

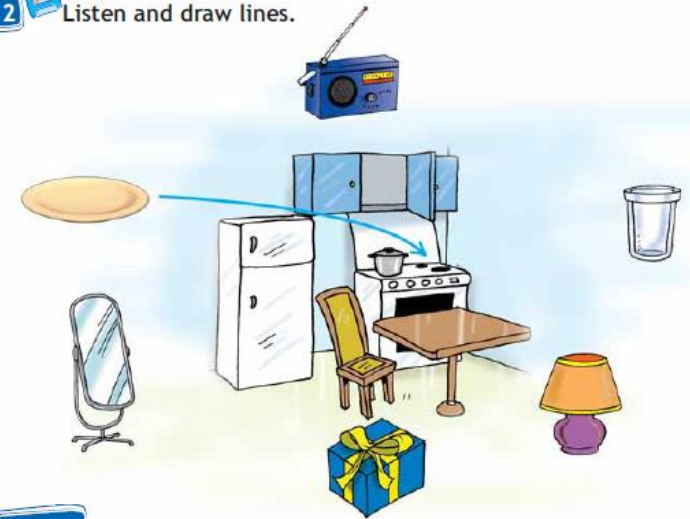
1 Listen and find the bank robber.

Be a detective!



..... was at the bank this morning.

2 Listen and draw lines.



Module 6

Во время вебинара тут будет окно со спикером

4 Давай сделаем открытку!



2 Закончи предложение и перепиши его в тетрадь.

Dear ... Mouse,
Please come to my It's very nice.
Lots of love,
Country ...

Happy New Year!

3 What's your New Year's resolution? Complete, then draw.



Mother's Day

1 What's the special word? Read, guess and complete.

<p>Mum, Thanks for everything you do. I ... you</p> <p>Happy Mother's Day!</p> <p>... Larry A</p>	<p>Mum, I ... you because you're the best!</p> <p>Happy Mother's Day!</p> <p>... Lulu B</p>
<p>C Mum, You're very special to me. I ... you very much!</p> <p>Happy Mother's Day!</p> <p>... Мама</p>	<p>D Mum, Thank you for loving me! I ... you, too!</p> <p>Happy Mother's Day!</p> <p>... Папа</p>



• Writing emails

Writing Tips!

When we write an email to our friends we use:

- everyday language, e.g. *Hi! / How are you?*
- short forms, e.g. *he's, can't*, etc
- other expressions like: *Write back soon! / Thanks for your... / Give my love to everyone. / Dear ...*

1 Put the email in the correct order.

New Message

? Hi! How are you?

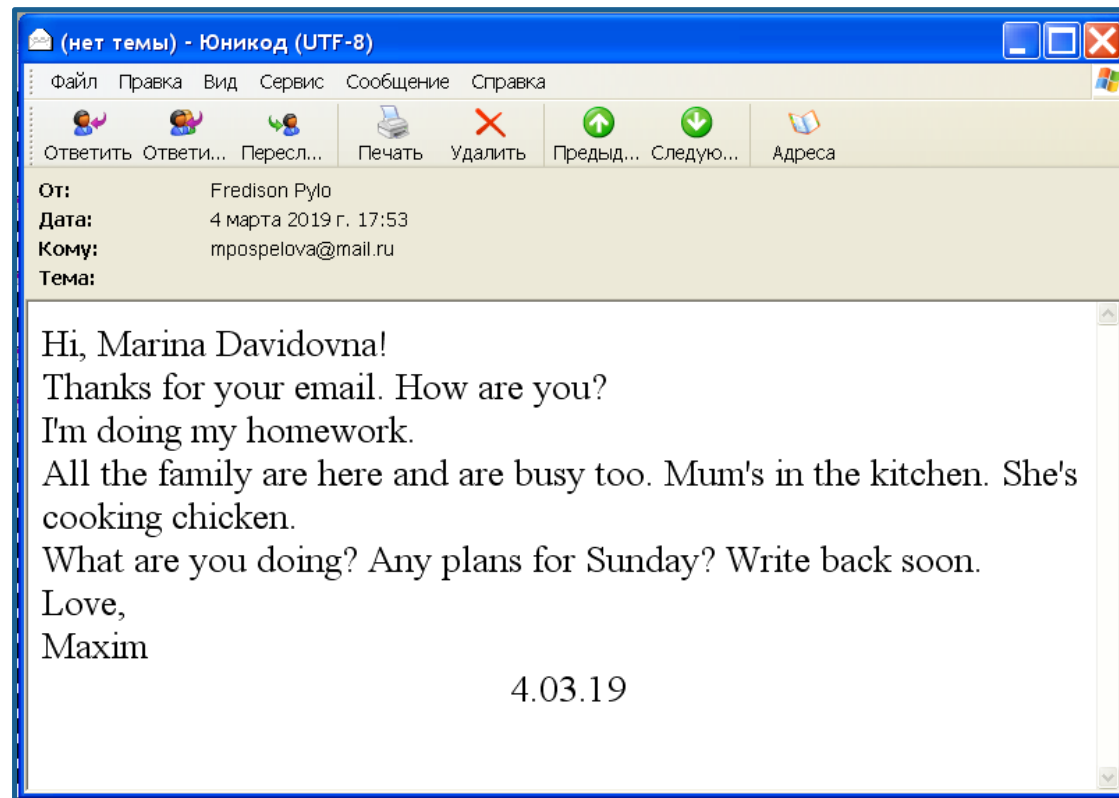
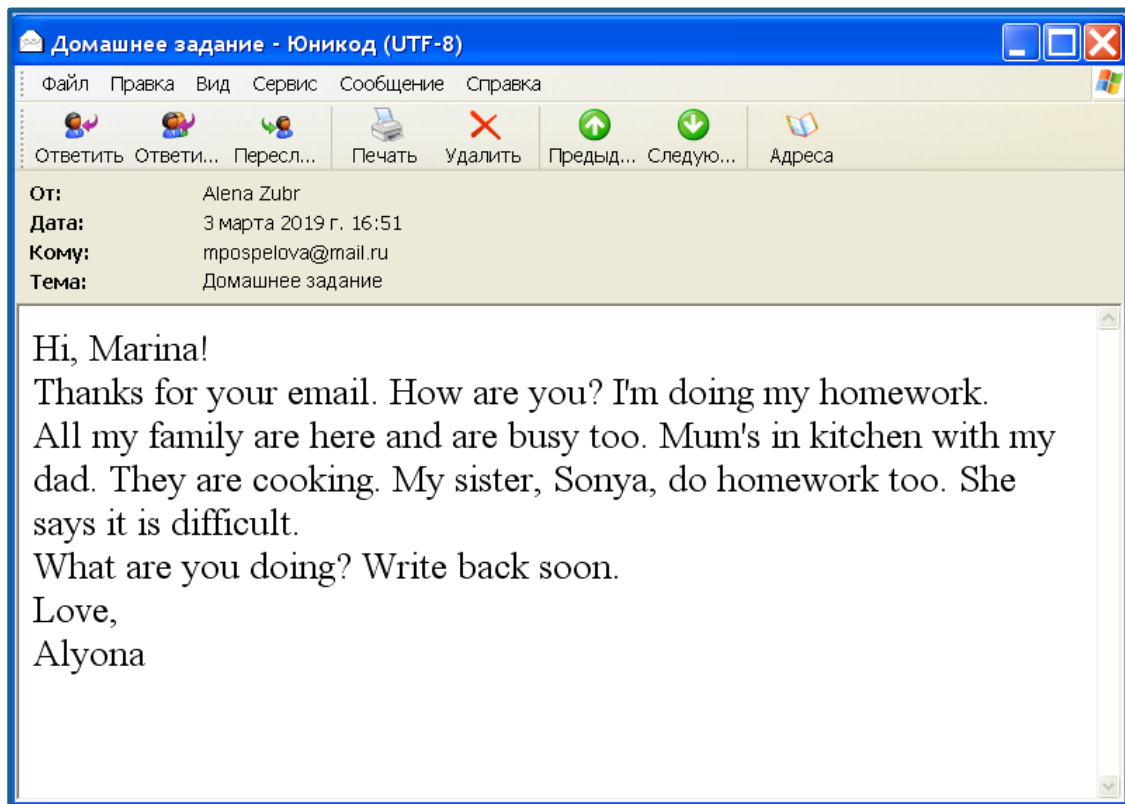
? Write back soon!

? Thank you for your email. I'm having a great time here in Moscow. My uncle Ramil is a vet. He helps sick animals! In the afternoons we go to the park. It's really cool! I love it here!

? Love,
Ana

1 Dear Nikolay,

Во время вебинара тут будет окно со спикером



Portfolio

Прочитай и напиши, что ты умеешь делать, используя образец.




I can sing and I can dance.
I can jump like a frog too!




Во время вебинара тут будет окно со спикером

I can jump and I can climb.
I can swim like a fish.



too!



I can swim and I can jump.
I can run like a dog too!




Lutchenko v
Sashd

РАЗНООБРАЗНЫЕ ИГРЫ

Во время вебинара тут будет окно со спикером

6 🗨️ Let's play 'Fruit Salad'!

Apples!




6 🗨️ What a memory! Let's play!

A: On holiday I'm going to go swimming.
B: On holiday I'm going to go swimming and I'm going to eat ice cream.



3 🗨️ Let's play!

Everyone with brown shoes, change seats!



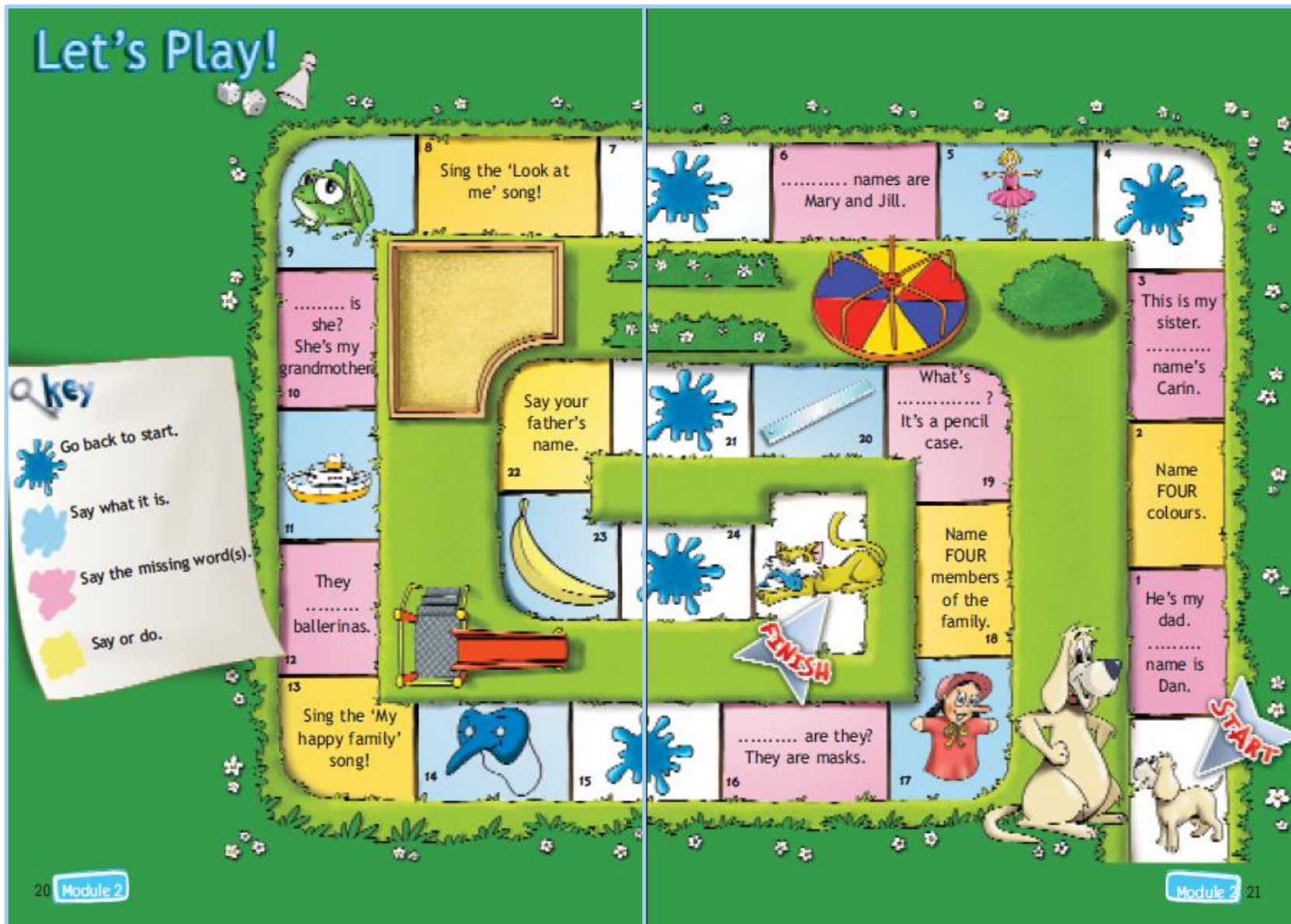
4 🗨️ Pass the party hat! Look and play!



Играя, дети приобщаются к новому социальному опыту и развивают умение взаимодействовать с окружающими, выполняя разные роли.

РАЗНООБРАЗНЫЕ ИГРЫ

Во время вебинара тут будет окно со спикером



РАЗНООБРАЗНЫЕ ИГРЫ

Во время вебинара тут будет окно со спикером



НЕКОТОРЫЕ ДОПОЛНИТЕЛЬНЫЕ РЕСУРСЫ, ГДЕ ДЕТИ НА ПРАКТИКЕ МОГУТ ПРИМЕНЯТЬ ПОЛУЧЕННЫЕ ЗНАНИЯ

Во время вебинара тут будет окно со спикером

British Council: LearnEnglishKids

The screenshot shows the homepage of the British Council LearnEnglish Kids website. At the top, there is a navigation bar with links for 'Log in', 'Sign up', and 'Newsletter'. A language dropdown menu is set to 'English'. On the right side of the top bar, there are links for 'LearnEnglish', 'TeachingEnglish', and 'LearnEnglish Teens'. The main header features the 'BRITISH COUNCIL' logo on the left and 'LearnEnglish Kids' on the right, with a search icon. Below the header is a horizontal menu with several activity categories: 'Listen and watch', 'Read and write', 'Speak and spell', 'Grammar and vocabulary', 'Fun and games', 'Print and make', and 'Parents'. The main content area is titled 'Poems' and includes a text block: 'Do you like listening to poems? Listening to poems is a great way to improve your pronunciation and think about different topics. Listen to poems, check your understanding and post comments!'. In the center of this section is a cartoon illustration of a girl with blonde hair wearing headphones and holding a small device. To the right of the illustration is a vertical list of interactive options: 'Find a course', 'Watch a video', 'Listen to a poem' (highlighted in orange), 'Listen to a chant', and 'Write a comment'.

[British Council LearnEnglish Kids | Free online games, songs, stories and activities for children](https://www.britishcouncil.org/learn-english-kids)

Во время вебинара тут будет окно со спикером

BRITISH COUNCIL Learn English Kids

Listen and watch Read and write Speak and spell Grammar and vocabulary Fun and games Print and make Parents

Home Listen and write to your home

Family

Have you got any brothers or sisters or are you an only child? Have you got lots of cousins, aunts and uncles? Tell us a little about your family.



Average:  Average: 3.7 (694 votes)

Help and Support


- Covid-19 support for parents
- Getting started for kids
- House rules for kids
- Find out about levels
- Getting started for parents
- House rules for parents and teachers
- Frequently asked questions

Courses

- Find an English course for your child


More about this topic

-  Songs
What is a family?
-  Grammar chants
Family photo



DJDinosaurViolet replied on 19 April, 2019 – 05:32 Singapore [PERMALINK](#)

I have my father ,my mother and my little brother.



ForeverWowWow replied on 14 June, 2020 – 09:34 Sri Lanka [PERMALINK](#)

Hi my name is ForeverWowWow
I have a sister and her name is Harini
I have lots of cousins , aunts and uncles.
My fathers name is Dushyanthan. He is a bank manager.
My mothers name is Sinthuthareni. She is a house wife.

Во время вебинара тут будет окно со спикером

The screenshot shows the British Council LearnEnglish Kids website interface. At the top, there is a navigation bar with icons for 'Listen and watch', 'Read and write', 'Speak and spell', 'Grammar and vocabulary', 'Fun and games', 'Print and make', and 'Parents'. The main heading is 'Birthdays'. Below the heading, there is a text prompt: 'When's your birthday? How do you celebrate your birthday? What's the best birthday present you have ever got? What do you do at birthday parties?'. To the right of the text is a 'Help and Support' section with a list of links: 'Covid-19 support for parents', 'Getting started for kids', 'House rules for kids', 'Find out about levels', 'Getting started for parents', 'House rules for parents and teachers', and 'Frequently asked questions'. Below that is a 'Courses' section with a link 'Find an English course for your child'. At the bottom, there is a 'More about this topic' section with two items: 'Grammar chants' (Did you go to Dela's party?) and 'Flashcards' (Birthdays flashcards). In the center, there is an illustration of a birthday cake with lit candles. Below the illustration, it says 'Average: ★★★★★ Average: 3.8 (1720 votes)'.

WhiteMonkeyPlayer replied on 28 November, 2020 – 01:14 Canada [PERMALINK](#)

My birthday is on January 19th. I usually have a dinosaur balloon for my birthday party. The best present I have ever got was a big monster. It looks like the monster from my profile picture. Last year I visited the birthday party of my friend. We had a tall slide, it was two floors height. I had lots of fun!

PrincessDrumSea replied on 10 November, 2020 – 13:16 Brazil [PERMALINK](#)

Hi I'm 10 years old. My birthday is on November 26th. My favorite present was a Kipling backpack. I love my birthday because it is so fun, I have a big party, with a delicious cake. I celebrate my birthday with my family and my friends .

Во время вебинара тут будет окно со спикером

Super Simple Songs – Kids Songs

Super Simple Songs - Kids Songs Подписаться 17,7 млн

Главная Видео Плейлисты Сообщество Каналы О канале

Baby Shark | + More Kids Songs | Super Simple Songs
302 722 731 просмотр 2 года назад
Watch this video and MUCH more in the Super Simple App for iOS! ► <http://apple.co/2nW5hPd>

Baby Shark Plush Toy ► <http://bit.ly/SuperSimplePlush>
Here's the Super Simple version of classic camp song for kids, Baby Shark! This collection of kids songs and nursery rhymes also includes The Itsy Bitsy Spider, Ten In The Bed, and many more!

Listen to Super Simple Songs on Spotify:...
[Подробнее...](#)


More Fun Channels!


- Super Simple TV - Kids Songs Подписаться
- Super Simple Play Подписаться
- Super Simple ABCs Подписаться
- Super Simple Learning Подписаться
- Super Simple Español Подписаться


https://www.youtube.com/channel/UCLsooMJolpl_7ux2jvdPB-Q


Во время вебинара тут будет окно со спикером


Super Simple Songs - Kids Songs **Видео** Плейлисты Сообщество Каналы О канале



Super Duper Ball Pit Show Promo | Learn Numbers & Colors
156 778 просмотров • Год назад
СУБТИТРЫ



Five Little Monsters Jumping On The Bed | + More Kids Songs |...
2 946 510 просмотров • Год назад
СУБТИТРЫ



Baby Shark Halloween | + More Kids Songs for Halloween | Super Simple Songs
37 928 875 просмотров • Год назад
СУБТИТРЫ



A Sailor Went to Sea (Extended Mix - 33 Mins!) | Kids Songs |...
481 258 просмотров • 2 года назад
СУБТИТРЫ



Super Simple Monsters Сезон 1 • Серия 6
Take Me Out To The Ball Game | Kids Songs | Super Simple Songs
6 215 115 просмотров • 2 года назад
СУБТИТРЫ


Jack & Jill | + More Kids Songs | Super Simple Songs
2 002 592 просмотра • 2 года назад
СУБТИТРЫ



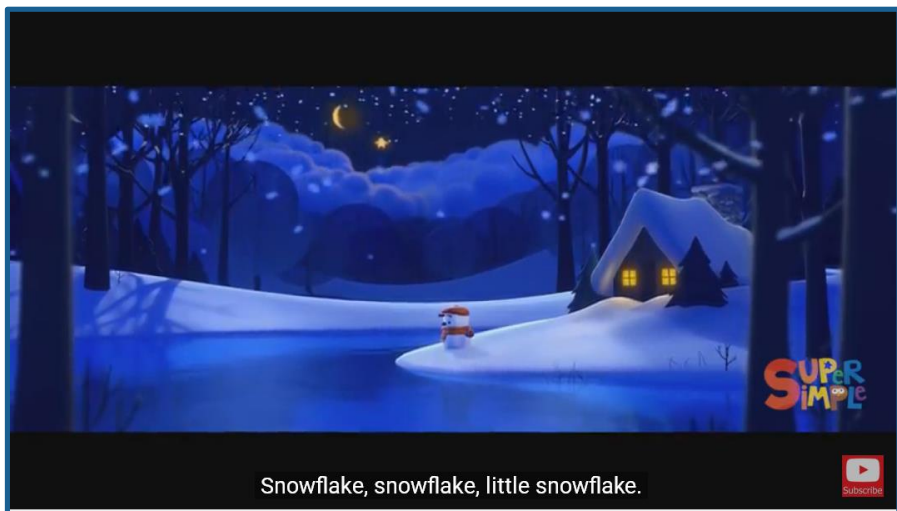

Our Favorite Bedtime Songs | Twinkle Twinkle Little Star, Sweet Dreams
14 151 207 просмотров • 2 года назад
СУБТИТРЫ


Kids Halloween Songs from Super Simple Songs Сезон 1 • Серия 3
Baby Shark Halloween | Kids Songs | Super Simple Songs
78 041 977 просмотров • 2 года назад
СУБТИТРЫ


Kids Halloween Songs from Super Simple Songs Сезон 1 • Серия 4
Five Little Monsters Jumping On The Bed | Kids Halloween Song |...
29 642 700 просмотров • 2 года назад
СУБТИТРЫ


Baby Shark (Extended Mix - 30 Mins!) | Kids Songs | Super Simple Songs
19 932 546 просмотров • 2 года назад
СУБТИТРЫ

Во время вебинара тут будет окно со спикером



Maple Leaf Learning

Во время вебинара тут будет окно со спикером



Sing and Learn with Marty Moose!
474 209 просмотров · 4 года назад

Come join Marty and friends! We have fun adventures, learn about the world around us and sing original songs about food, colors, numbers, body parts and more!

Let's Sing and Learn! Subscribe: <https://www.youtube.com/map.....>

Maple Leaf Learning songs and videos are great for young learners including toddlers, preschool, kindergarten, elementary age kids and the ESL / EFL classroom. ...
Подробнее...

Halloween Songs for Kids

Some simple and fun Halloween songs for children. Great for preschool and kindergarten children as well as the ESL and EFL classroom. These songs are from Spooky Spooky Halloween Songs for Kids...

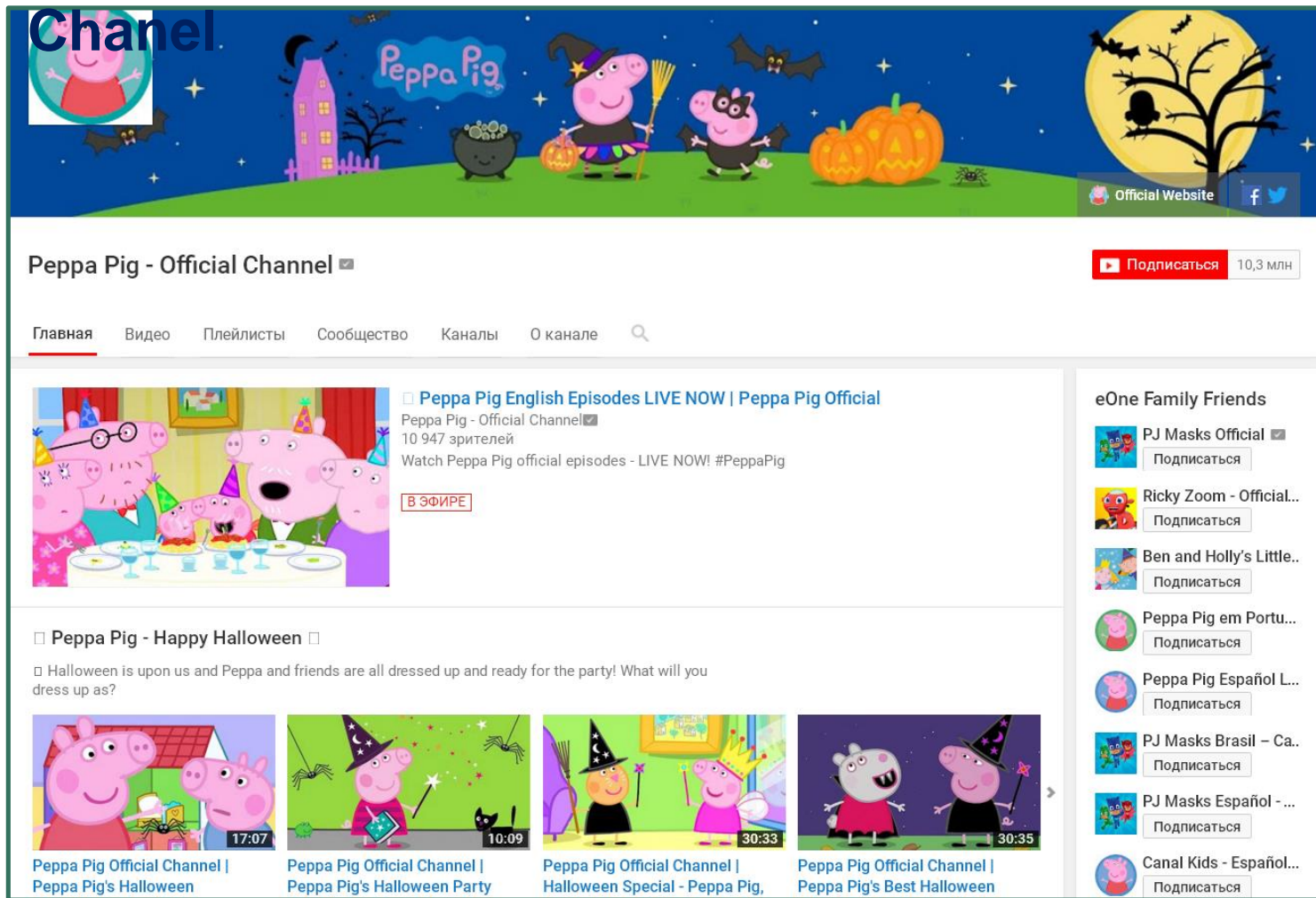
Video Title	Duration	Views	Age
Trick Or Treating Halloween Song for Kids	2:14	3 721 862	5 лет назад
I Wanna Be Scary Halloween Song for Kids	1:53	1 414 015	6 лет назад
The Halloween Bus Halloween Song for Kids	1:31	1 956 422	5 лет назад
Witch's Stew Halloween Songs for Kids	1:29	1 013 263	5 лет назад
Let's Count! featuring Tea Time with Tayla Halloween Songs f...	1:57	149 360	6 лет назад

<https://www.youtube.com/user/MapleLeafHashima>

Во время вебинара тут будет окно со спикером

Peppa Pig Official

Channel


















The screenshot shows the YouTube channel page for Peppa Pig. The banner features Peppa Pig and her friends in Halloween costumes. The channel name is "Peppa Pig - Official Channel" with 10.3 million subscribers. The main video is "Peppa Pig English Episodes LIVE NOW | Peppa Pig Official" with 10,947 viewers. Below it are four video thumbnails: "Peppa Pig's Halloween" (17:07), "Peppa Pig's Halloween Party" (10:09), "Halloween Special - Peppa Pig" (30:33), and "Peppa Pig's Best Halloween" (30:35). The right sidebar lists related channels like PJ Masks Official, Ricky Zoom, and Ben and Holly's Little Kingdom.

<https://www.youtube.com/channel/UCAOtE1V70ts4DjM8JLlrYgg>

Во время вебинара тут будет окно со спикером

Peppa Pig - Official Channel **Видео** Плейлисты Сообщество Каналы О канале

 <p>1:00:17</p> <p>Peppa Pig Official Channel Peppa Pig's Best Moments 65 855 817 просмотров • 2 года назад</p>	 <p>41:17</p> <p>Peppa Pig Official Channel George Pig Catches a Cold! 62 508 261 просмотр • Год назад</p>	 <p>15:06</p> <p>Peppa Pig Official Channel Peppa Pig's Birthday Compilation 61 362 003 просмотра • 3 года назад</p>	 <p>30:26</p> <p>Peppa Pig Official Channel Peppa and George's Trip to the... 54 143 186 просмотров • 2 года назад</p>	 <p>30:14</p> <p>Peppa Pig Official Channel Playtime with Peppa Pig and... 52 214 932 просмотра • Год назад</p>
 <p>30:06</p> <p>Peppa Pig Official Channel Peppa Pig's Halloween Trick or... 43 307 677 просмотров • Год назад</p>	 <p>41:52</p> <p>Peppa Pig Official Channel George Pig and Dinosaur Special 38 799 495 просмотров • 2 года назад</p>	 <p>30:26</p> <p>Peppa Pig Official Channel Peppa Pig's Christmas Special 36 910 461 просмотр • Год назад</p>	 <p>45:53</p> <p>Peppa Pig Official Channel Peppa Pig Visits Madame... 35 829 751 просмотр • 3 месяца назад</p>	 <p>10:45</p> <p>Peppa Pig Official Channel Peppa Pig's Winter Compilation 34 968 854 просмотра • 3 года назад</p>
 <p>29:48</p> <p>Peppa Pig Official Channel Easter Eggs with Peppa Pig!... 33 717 729 просмотров • Год назад</p>	 <p>1:04:42</p> <p>Peppa Pig Official Channel Visiting Chole's Family 33 341 955 просмотров • 9 месяцев назад</p>	 <p>1:03:54</p> <p>Peppa Pig Official Channel Trick or Treat? Peppa Pig's Halloween... 31 583 606 просмотров • Год назад</p>	 <p>59:34</p> <p>Peppa Pig Official Channel Peppa Pig Goes to Digger World!... 31 134 730 просмотр • 4 месяца назад</p>	 <p>1:00:00</p> <p>Peppa Pig Official Channel Peppa Pig's Chocolate Egg Hunt 31 022 817 просмотров • Год назад</p>

Во время вебинара тут будет окно со спикером

CAMPING HOLIDAY



1. How did the family get to the countryside?
 - by train
 - by camper van
 - by car
2. What did Daddy Pig do in the countryside first?
3. Match the places to their descriptions.

Tree World A wide river full of ducks

Duckland A tour of the potato field ending with a potato tasting

Potato City A big forest full of trees

4. Where did the family go?
5. What did they see there?
6. What did they do there?
7. How did they get home?



Во время вебинара тут будет окно со спикером

PEPPA PIG

FRUIT.

1. Прочитай названия фруктов, овощей и ягод и отметь галочкой, какие из них ты знаешь (закрой перевод).

Fruit	Фрукты
apple	яблоко
banana	банан
pear	груша
pineapple	ананас
orange	апельсин
(water)melon	арбуз
Vegetables	Овощи
carrot	морковь
potato	картофель
sprouts	брюссельская капуста
tomato	помидор
Berries	Ягоды
blackberry	ежевика
blueberry	черника
cranberry	клюква
gooseberry	крыжовник
raspberry	малина
strawberry	клубника

2. Вспомни, что любят эти герои мультфильма.

1. Peppa Pig	D	A. tomatoes
2. George		B. oranges
3. Emily Elephant		C. strawberries
4. Richard Rabbit		D. apples
5. Edward Elephant		E. bananas
6. Pedro Pony		F. carrots

Расскажи об этом по образцу:

Peppa Pig likes apples the best.

3. Песенка о пользе фруктов.

Apple, orange, banana,

Pear and pineapple too.

Eat five pieces of fruit a day,

Because they're good for you.

4. Закончи предложение:

Smoothie is a drink made from

a) water

b) cheese

c) fruit, berries and vegetables

5. Чей это смузи? Допиши имена:

Peppa, Pedro, George.

1) _____ 2) _____ 3) _____

raspberries

blueberries

blackberries

gooseberries

banana

strawberries

cherries

peach

pineapple

melon

carrot

apples

raspberries

bananas

6. Прочитай диалог и закажи у супермаркета смузи из своих любимых фруктов, ягод или овощей по этому образцу.

Ms Rabbit: Smoothies! Get your fruit smoothies here!

Peppa Pig: Hello, Ms Rabbit.

Ms Rabbit: Hello, Peppa! Would you like a smoothie?

Peppa Pig: Yes, please. Can I have a smoothie with apples, raspberries, bananas and... more apples!

Ms Rabbit: Of course. Here you are.

Peppa: Mmm, delicious!



Во время вебинара тут будет окно со спикером

PEPPA PIG

LUNCH

1. Соедини слова из первого и второго столбика, их перевод тебе поможет.

A. vegetable	1. vegetables	огород
B. vegetable	2. garden	овощной салат
C. grow	3. pizza	выращивать овощи
D. chocolate	4. vegetables	шоколадный торт
E. wash	5. cake	мыть овощи
F. yummy	6. vegetables	вкусная пицца
G. pick	7. salad	собирать овощи

2. Для чего приехала семья Пеппы к бабушке и дедушке? Поставь ✓/
for the birthday party
for breakfast
for lunch
for dinner

3. Отметь галочкой продукты, которые есть в салате свинок.

potatoes	tomatoes	onions
cucumbers	mangoes	olive oil
lettuce	beans	pepper

4. Напиши, что любит и не любит Джордж.

cucumbers	pizza	chocolate cake	vegetable salad
lettuce	dinosaurs	tomatoes	

George likes

George doesn't like

5. Приготовь овощной салат и фруктовый салат. Какие продукты ты туда положишь?

Vegetable salad

Fruit salad



Во время вебинара тут будет окно со спикером

PEPPA PIG THE TREE HOUSE.

1. Соедини слова из первого и второго столбика и найди их перевод.

A. tree	1. boots	секретные слова
B. big	2. words	грязные сапожки
C. muddy	3. tummy	снять сапожки
D. secret	4. boots	домашнее печенье
E. home made	5. house	домик на дереве
A. take off	6. cookies	большой живот

2. Расставь слова в рамочке по местам.

big tummy	like	secret words	door	cookies	Granny Pig
	Grandpa Pig	tree house	top		

Peppa and George are visiting _____ and _____. Grandpa Pig made a _____ for them. Peppa and George _____ their tree house. They are inside the house. But Mummy Pig has to say the _____ to come into the tree house. The secret words are: Daddy's _____. Daddy Pig can't get into the house through the _____. He gets into the house through the _____. Then they all go into Granny's house to eat home-made _____.

PEPPA PIG THE TREE HOUSE.



1. Соедини слова из первого и второго столбика и найди их перевод.

A. tree	1. boots	секретные слова
B. big	2. words	грязные сапожки
C. muddy	3. tummy	снять сапожки
D. secret	4. boots	домашнее печенье
E. home made	5. house	домик на дереве
F. take off	6. cookies	большой живот

2. Расставь слова в рамочке по местам.

big tummy	like	secret words	door	cookies	Granny Pig
	Grandpa Pig	tree house	top		

Peppa and George are visiting _____ and _____. Grandpa Pig made a _____ for them. Peppa and George _____ their tree house. They are inside the house. But Mummy Pig has to say the _____ to come into the tree house. The secret words are: Daddy's _____. Daddy Pig can't get into the house through the _____. He gets into the house through the _____. Then they all go into Granny's house to eat home-made _____.



Авторские материалы к УМК «Английский в фокусе» для 2 класса

<https://cloud.prosv.ru/s/SZ5S5FNd4iD3rKX#pdfviewer>



Здесь вы найдёте:

- карточки со словами и словосочетаниями с активной лексикой ко всем модулям учебников, которые можно распечатать, а также рекомендации по работе с ними
- картинки (flashcards), иллюстрирующие всю активную лексику по модулям, которые тоже можно распечатать
- карточки для самопроверки слов по модулям и рекомендации по работе с ними
- игры и дополнительные задания, которые помогут отработке и закреплению изучаемого материала
- ссылки на статьи и вебинары авторов, касающихся различных вопросов по работе с УМК

ДОПОЛНИТЕЛЬНЫЕ МАТЕРИАЛЫ К УМК «АНГЛИЙСКИЙ В ФОКУСЕ 2-4»

Во время вебинара тут будет окно со спикером



<https://cloud.mail.ru/public/h6qH/tnMDdKbNp>



МЫ НА СВЯЗИ: spotlight_primary@mail.ru

Надежда Ильинична Быкова

Марина Давидовна Поспелова



БИБЛИОГРАФИЯ

Во время вебинара тут будет окно со спикером

1. Федеральный государственный образовательный стандарт начального общего образования
2. Примерная основная образовательная программа начального общего образования
3. Рабочие программы 2-4 классы для учителей общеобразовательных учреждений, Н.И. Быкова, М.Д. Поспелова
4. Современная методика обучения иностранным языкам Н.Д. Гальскова - М.: АРКТИ, 2003
5. Современные дети. Чему и как учить поколение Z. В.В. Копылова

Источник: <http://iyazyki.prosv.ru/2018/09/generation-z/>

6. Поколение Z – что это такое и какие их характерные черты?

Источник: <http://kak-bog.ru/pokolenie-z-cto-eto-takoe-i-kakie-ih-harakternye-cherty>

7. Как учить детей 21 века (поколение Z)

Источник: <https://infourok.ru/kak-uchit-detey-veka-pokolenie-z-2277214.html>