


***Начинаем изучать английский: вечная дилемма между грамотностью и беглостью (на материале линии УМК Английский язык “Team Up!” («Вместе»)) (2-4)***

**Е.В.КОСТЮК**

**“Team Up”(«Вместе!»)  
УМК по английскому  
языку  
Авторский коллектив:**

Е.В. Костюк,  
Л.Б. Колоницкая,  
Л. Кустаф,  
при участии К.Бентли






# ФГОС

Разработан с учётом требований  
**Федерального государственного  
образовательного стандарта**  
начального общего образования  
российскими педагогами-практиками  
совместно с методистами стран  
изучаемого языка



# Структура курса

## Contents

<b>Starter UNIT 1</b>	
Alphabet .....	4
<b>Starter UNIT 2</b>	
What's your name? .....	20
<b>UNIT 1</b> Look at my toys! .....	24
<b>UNIT 2</b> Where's my pen? .....	34
<b>UNIT 3</b> Move your body! .....	44
 <b>Natural Science:</b>	
What are our senses? .....	54
<b>UNIT 4</b> Meet my family .....	56
 <b>My culture</b> .....	66
<b>Progress path</b> .....	71
 <b>Festivals:</b>	
ABC Party .....	72
Merry Christmas! .....	74
<b>Grammar time</b> .....	76
<b>Wordlist</b> .....	80

## Contents

 <b>UNIT 5</b> Let's take care of pets .....	4
 <b>UNIT 6</b> Do you like bananas? .....	14
 <b>Natural Science:</b>	
What do plants need? .....	24
<b>UNIT 7</b> It's windy! .....	26
<b>UNIT 8</b> Who's at home? ..	36
<b>UNIT 9</b> Let's play outside .....	46
 <b>Social Science:</b>	
What's a beach like? .....	56
 <b>My culture</b> .....	58
 <b>Festivals:</b>	
Happy Easter! .....	64
<b>Progress path</b> .....	66
<b>Grammar time</b> .....	67
<b>Wordlist</b> .....	70



# Структура курса

## Starter UNIT

Back to school ..... 4

**UNIT 1** It's a happy day! ..... 8

**UNIT 2** Let's dress up! ..... 18

**UNIT 3** At the activity centre ... 28



## Maths:

How do we tell the time? ..... 38

**UNIT 4** I want to be a cook! ... 40



## My culture:

Animals of Russia ..... 50



## Festivals:

Bonfire Night ..... 58

Progress path ..... 60

Grammar time ..... 61

Wordlist ..... 66



**UNIT 5** Fun at the farm ..... 4

**UNIT 6** Out in the woods ..... 14

## Social Science:

What can we see on a map? ... 24

**UNIT 7** Looking at the stars ..... 26

**UNIT 8** Animals are amazing! ..... 36

**UNIT 9** Party at the park ..... 46



## Natural Science:

Are there simple machines  
around us? ..... 56



## My culture:

Animals of Russia ..... 58

Progress path ..... 63



## Festivals:

Months and seasons ..... 64

Happy Thanksgiving! ..... 66

Grammar time ..... 68

Wordlist ..... 75





# Структура курса

## Starter UNIT

New neighbours ..... 4

**UNIT 1** New school ..... 8

**UNIT 2** Picnic time! ..... 20

**UNIT 3** Along the river ..... 32



## Natural Science:

Can plants grow in water? ..... 44

**UNIT 4** All about jobs ..... 46



## My culture:

Famous people ..... 58



## Festivals:

New Year ..... 64

Solve It ..... 65

Grammar time ..... 66

Wordlist ..... 73

**UNIT 5** Hobbies ..... 4

**UNIT 6** Our town ..... 16



## Natural Science:

Do all rivers go into the sea? ..... 28

**UNIT 7** Museums ..... 30

**UNIT 8** Let's celebrate! ..... 42

**UNIT 9** Holiday time! ..... 54



## Social Science:

What was town transport

like 100 years ago? ..... 66



## My culture:

Famous people ..... 68



## Festivals:

Mother's Day ..... 74

World Book Day ..... 75

Solve It ..... 76

Grammar time ..... 77

Wordlist ..... 84

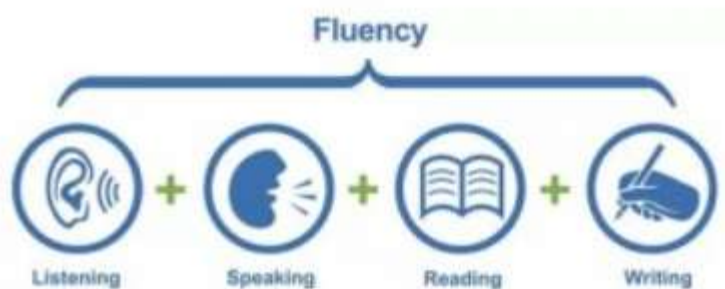


# Требования ФГОС

## Беглость



Коммуникативные умения



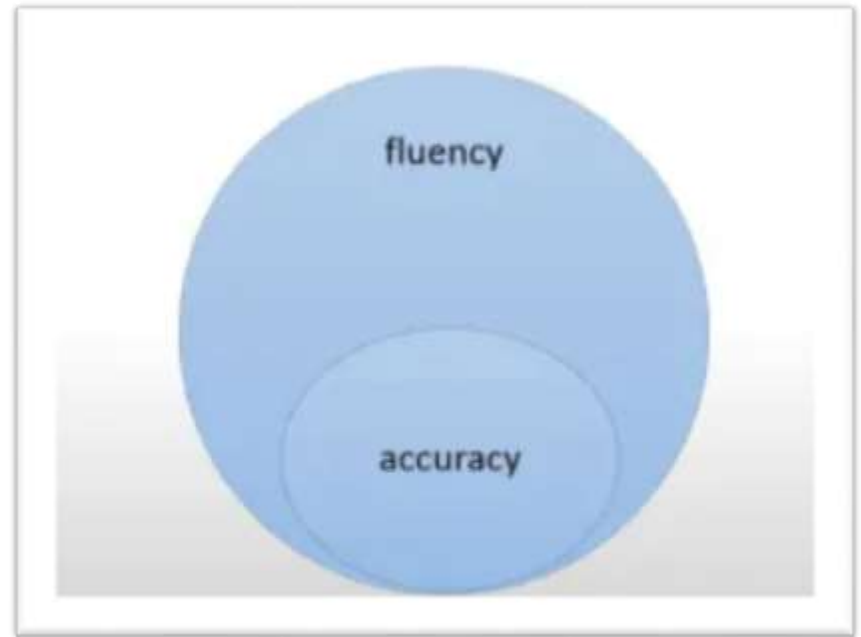
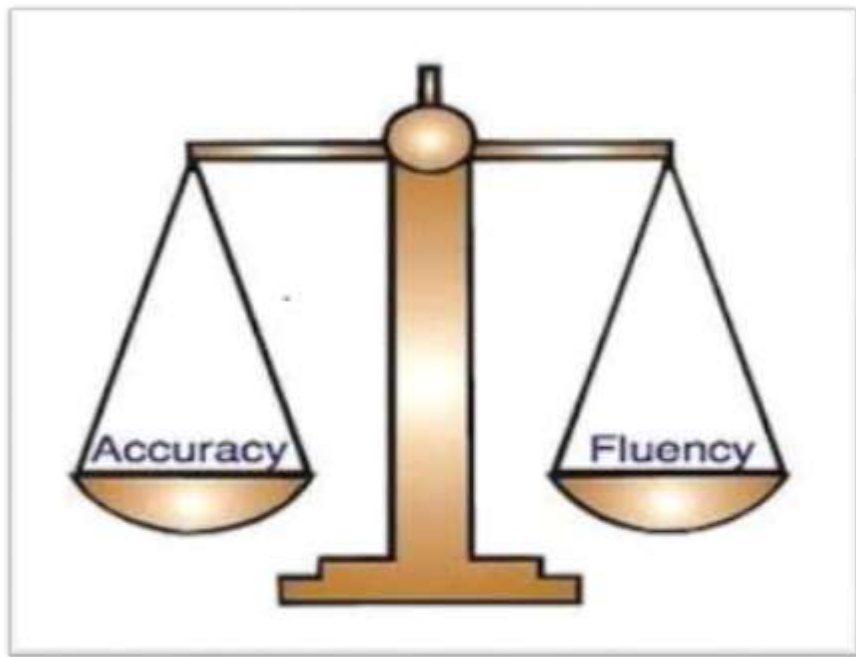
## Грамотность



Лексическая и грамматическая  
сторона речи



А есть ли дилемма?





# Диалог (этикетного характера, диалог-расспрос) (3 реплики со стороны каждого собеседника)

Беглость

Грамотность

3 **Communicate** Сыграйте в «Крокодила».

What's this?  
Is it a bike?  
No, it isn't.  
Is it a scooter?  
Yes, it is.

1.25 Grammar p. 77  
Is it a swing?  
Yes, it is.  
No, it isn't.

2 **Communicate** 1.27 <http://> Вырежи. Потом послушай и сыграй.

What's this?  
Is it a bike?  
No, it isn't.

2 1.23, 1.24 **Послушай и спой.**

Come and play outside today.  
Come and play with my new toy.

Is it a ?

1.26 **Послушай и скажи правильный ответ.**

1 A B C

2 A B

3 A B C

# Диалог (этикетного характера, диалог-расспрос) (3 реплики со стороны каждого собеседника)

Беглость

Грамотность

- 3 **Communicate** Запиши еду, которую ты любишь. Потом попробуй угадать, что любит твой друг.


2.48



Do  
Yes,

- 2 **Communicate** 2.50 Вырежи. Потом послушай и сыграй.

18 elc



- 2 2.46, 2.47 Послушай и спой.

Do you like chicken? Yes, I do. I like meat and I like fish, too. Do you like eggs?	Do you like milk? Yes, I do. I like milk and I like juice, too. Do you like water?
---	--

- 1 2.49 Послушай и выбери.

1



2



# Диалог (этикетного характера, диалог-расспрос) (3 реплики со стороны каждого собеседника)

Грамотность

Беглость

1 1.29 Послушай диалог и прочитай.



What's this?

It's my new scooter.

Can I play with it, please?

Yes, of course. Let's play together.

Great!

2 **Communicate** Разыграйте диалог. Используйте названия других игрушек.

bike

kite

action figure

building set

robot



# Монологические высказывания (описание; повествование/рассказ) (не менее 3 фраз)

Беглость

Грамотность

Team up!

Project

на с. 66.

Today is our Food Day.  
This is Russian ukha. It's  
fish soup. I like ukha.

ukha



Сделай постер к Дню любимого  
блюда.

- 1 Выбери любимое блюдо.
- 2 Нарисуй его или найди картинку.
- 3 Напиши: *Today is ... This is ... I like ...*
- 4 Развесьте постеры в классе и расскажите друг другу о любимом блюде.

- 2 2.28, 2.29 Послушай и найди. Потом послушай и спой.

It's got brown fur  
and it's got a long tail.

- 1 Прочитай текст. Выбери слово из рамки.  
Прочитай текст, используя нужные слова.

Animal fact file

Guinea pigs are small animals. A guinea pig has got ... (1) on its body. It's got ... (2) in its mouth. And it's got a ... (3).  
Guinea pigs have got four legs and ... (4) have got two. A parrot has got two ... (5). It's got ... (6) on its body.

Can  
No



feathers



teeth



tail



parrots



wings



fur



# Монологические высказывания (описание; повествование/рассказ) (не менее 4 фраз)

Беглость Грамотность

3 **Communicate** Посмотри на упражнение 2.  
Опиши героя и найди.

He's got brown hair.  
He's got brown eyes.  
He's got a small nose.



2.10 Grammar  
He's got blue eyes.  
She's got green eyes.

Number 4.

1 2.7 Послушай и повтори. Потом послушай и нарисуй.

hair ears

eyes

mouth

blond  
brown

This is my sister.  
Her name's Claire.

1 She's got a small mouth.  
And she's got red hair.  
She's got green eyes.  
She's got a small nose.  
Can you find my sister Claire?

3 She's got a small mouth.  
And she's got red hair.



# Монологические связные высказывания (описание; повествование/рассказ) (не менее 4 фраз)

Беглость

Грамотность

- 3 Опиши и нарисуй себя и своего друга.

This is me and my friend ... . We are ... . I am wearing ... . It is ... . ... is wearing ... . We are wearing ... . They are ... . It's so much fun! ... is my best friend!

- 2 Посмотри на картинку и запиши предложения.

They're We're You're

Their Your Our

- 1 Посмотри и прочитай. Скажи верно (True) или неверно (False). Исправь неверные предложения и запиши их в тетрадь.

1



They're wearing sandals.

2



I'm wearing a baseball cap.

- 2 Прочитай. Какая картинка из упражнения 1 здесь описана?

This is me and my friend Luke. We are in the garden. I am wearing a T-shirt. It is white with pink flowers. Luke is wearing a green vest. We are wearing funny hats. They are yellow. It's so much fun! Luke is my best friend!

# Пересказ

## Беглость

## Грамотность

### Team up! - Project

ICT

Найдите информацию в интернете.  
Сделайте презентацию о городе в России.

- 1 Together, choose a city.
- 2 Find photos or draw pictures.
- 3 Write. ... is a city. There are ... . This is ... .
- 4 Make a presentation.



The poster is titled "Discover London" in red and blue text. It features a globe with the word "CULTURE" below it, a photo of Big Ben, and three smaller photos: a tour guide, people relaxing in a park, and a red double-decker bus. Text on the poster includes: "Come to London! London is a very big city in the UK. It's got a lot of places to visit." Below the photos, it says: "There are a lot of beautiful parks in London. This is Hyde Park. People have fun, picnic or relax in the park." The word "guide" is written below the bus photo.

4 Прочитай и скажи True (верно) или False (неверно).

- 1 London is a very big city in the USA.
- 2 There are a lot of beautiful rivers in London.
- 3 People have fun in Hyde Park.
- 4 Harrods is a very big department store.
- 5 In London you can go on a tour in a yellow bus.

# Пересказ

## Беглость

- 3 **Communicate** Which park do you want to visit?  
Why? Tell your partner.

I want to visit Beringia because...

## Грамотность



The infographic features a green header with the text 'National parks' and a globe icon. Below the header, there are two main sections. The first section is titled 'Pribaikalsky National Park' and includes a photograph of Lake Baikal. The second section is titled 'Beringia National Park' and includes a photograph of a person in a snowy landscape. The infographic also contains a 'CULTURE' section with a globe icon and a list of six statements for a reading exercise.

**National parks**

There are a lot of beautiful national parks in Russia and they are all very different.

**Pribaikalsky National Park**

The Pribaikalsky National Park is in Siberia. It is named after Lake Baikal, the deepest lake in the world! It is over 1.6 kilometres deep. You can see the Baikal seal here. They are called nerpas.

**Beringia National Park**

Beringia is one of the biggest national parks in Russia. Many scientists dream of visiting Beringia!

**2 After you read** Read and say True or False.

1. The Pribaikalsky National Park is in the USA.
2. The Baikal is the deepest lake in the world.
3. Many scientists want to visit Beringia.
4. You can see a blue whale in Beringia.
5. Elbrus is the longest river in Europe.
6. There are a lot of wild animals in Beringia.

# Устно представлять результаты простого проектного задания в объёме 4—5 фраз

Беглость

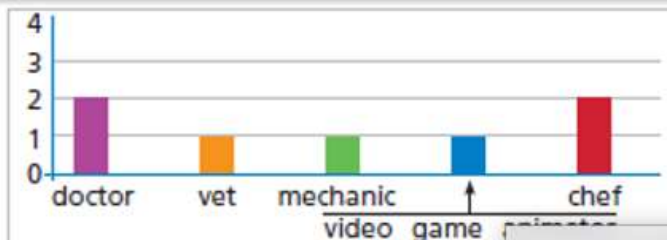
Грамотность

⑥ Read the report. Then write your report.

1. How many children want to be chefs?
2. What does Maxim want to be?

## Jobs report (By Maxim)

Here are my results: Polina and Igor want to be doctors because they want to help people. Ivan wants to be a mechanic because he likes cars. Sergey wants to be a vet because he likes animals. Zhanna and Sveta want to be chefs because they love cooking. When I grow up, I want to be a video game animator because I love video games.



## Speaking

⑤ Ask and answer with six partners. Complete the table.

What do you want to be when you grow up? Why?

When I grow up, I want to be a mechanic because I like cars.

Name	Job	Why?
Ivan	mechanic	likes cars



# Писать с опорой на образец электронное сообщение личного характера (до 50 слов)

## Writing

- 5 Read Andrey's letter. What are the names of the rivers in his city?

Hi,  
My name's Andrey. I live in Samara. 400 years ago there were a lot of boats on the rivers Samara and Volga. There weren't cars or buses. There was only a big fortress. Today, Samara is a big, modern city. There are a lot of cars, buses and trains. There are a lot of beautiful buildings and monuments here. Come to our city!

Best wishes,  
Andrey



- 6 Write a letter to your pen friend about your city in the past and now.

### 1 Plan.

- What's the name of your town or city?
- What was there 500 years ago?
- What can you see here now?

### 2 Write.

My name is...  
I live in... 500 years ago, there were/weren't...  
Today, there are/aren't...  
Best wishes, Your name

### 3 Check your work.

Start a new paragraph with *Hi*, end with *Best wishes, your name*.

## Writing

- 5 Read the letter. What kind of holiday is Ira on?

1. A city holiday
2. A mountain holiday
3. A beach holiday

Dear Charlie,  
How are you? I hope you're well. The weather is very sunny here. I go to the beach every day and swim. I'm very excited because tomorrow we are going to visit Barcelona!  
See you soon!  
Love,  
Ira

- 6 Write a letter to your friend.

### 1 Plan.

- Who are you going to write to?
- What's the weather like? What did you do yesterday? What are you going to do tomorrow?
- Finish the postcard.


### 2 Write.

Dear...,  
The weather is... Yesterday I... Tomorrow I'm going to...  
See you soon!  
Love,  
Ira

### 3 Check your work.

- Correct start and finish lines in your letter?





Спасибо за внимание!



Группа компаний «Просвещение»

Адрес: 127473, г. Москва, ул. Краснопролетарская, д. 16, стр. 3, подъезд 8, бизнес-центр «Новослободский»

Горячая линия: [vopros@prosv.ru](mailto:vopros@prosv.ru)

Рожкова Марина Викторовна [MRozhkova@prosv.ru](mailto:MRozhkova@prosv.ru)