



# Продолжаем обучение английскому языку по УМК серии «Сферы» для 5 класса

*Смирнова Елена Юрьевна, учитель английского языка высшей категории школы 1282 «Сокольники», Заслуженный учитель РФ, Почётный работник общего образования РФ, лауреат «Гранта Москвы» в области наук и технологий в сфере образования, автор УМК серии «Сферы»*



22 сентября 2021 г.





# Обучение



# Линия УМК «Сферы» (базовый уровень)



## УМК Английский язык. "Сферы" (2-11)



# «Сферы» в новом Федеральном перечне

ОСНОВНОЕ ОБЩЕЕ ОБРАЗОВАНИЕ		5-9 классы
1.1.2.2.1.1.1. <b>АНГЛИЙСКИЙ ЯЗЫК</b> 5 класс	Алексеев А.А., Смирнова Е.Ю., Дерков-Диссельбек Б. и др.	
1.1.2.2.1.1.2. <b>АНГЛИЙСКИЙ ЯЗЫК</b> 6 класс	Алексеев А.А., Смирнова Е.Ю., Дерков-Диссельбек Б. и др.	
1.1.2.2.1.1.3. <b>АНГЛИЙСКИЙ ЯЗЫК</b> 7 класс	Алексеев А.А., Смирнова Е.Ю., Дерков-Диссельбек Б. и др.	
1.1.2.2.1.1.4. <b>АНГЛИЙСКИЙ ЯЗЫК</b> 8 класс	Алексеев А.А., Смирнова Е.Ю., Дерков-Диссельбек Б. и др.	
1.1.2.2.1.1.5. <b>АНГЛИЙСКИЙ ЯЗЫК</b> 9 класс	Алексеев А.А., Смирнова Е.Ю., Дерков-Диссельбек Б. и др.	



# Проблемы обучения в 5 классе

## Психологические:

- Адаптация к средней школе
- Повышение уровня тревожности
- Снижение мотивации к учёбе



## Учебные:

- Возросшая учебная нагрузка
- Несформированность учебных умений
- Неумение работать самостоятельно
- Неумение организовать свою работу

# Удобная структура учебника

## UNIT 1 NEW SCHOOL, NEW FRIENDS

**In this unit you will ...**

- practice questions and short answers with the verb to be
- practice personal pronouns
- learn about life at a better school
- write about school subjects and your school timetable

**1** What can you see in the photos?  
A: I can see an apple in photo B.  
B: I'm not sure yet.

**2** In the morning, it's a bit cold in the car and the sun is out in the street.  
At 10:00 the chair feels much warmer. A, B, C in the chair.

apple	banana	...
...	...	...

**3** Listen again. Match with the names in the box.

apple - Ivan / lion - Vladimir / orange - Peter / pear - Pavel / green peaches - Andrei

© Pearson Education

## UNIT 2 A WEEKEND AT HOME

**In this unit you will ...**

- learn about British houses
- talk about things that you do every day
- practice the present simple tense for everyday actions
- write an essay 'My life in the UK ...'

**A** Selected towns

**B** Work of Cities

**C** Small town of Dorset

**D** Small town of Dorset

**E** Small town of Dorset

## UNIT 3 SPORTS AND HOBBIES

**In this unit you will ...**

- practice a shopping dialogue
- talk about things you do in your free time
- practice asking questions in present simple
- write an email about your sports and hobbies

**1** Listen. The class The Kids The City.

**2** Talk to them. Are they Are they Are they children?

**3** Read the following text.

**4** What is ...

**Form TPK's hobbies**

**1** Match the activities from the blue box with the pictures.

1 - football

2 - horse riding

3 - swimming

4 - playing tennis

5 - playing basketball

**2** Then match them with the words from the green box.

1 - play football

2 - play basketball

3 - play tennis

4 - play basketball

5 - play football

**3** Listen and add the names.

1 - To play football is ...

2 - To play basketball is ...

3 - To play tennis is ...

4 - To play basketball is ...

5 - To play football is ...

## UNIT 4 PARTY, PARTY!

**In this unit you will ...**

- talk about planning a party
- talk about food and drink
- practice present progressive for things that are happening now

**1** Match the words under the photos with numbers 1-14 in the photo.

**2** Tell your partner where things are in the photo. Can your partner guess what the food is?

**Food and drink**

**1** Match the words under the photos with numbers 1-14 in the photo.

birthday cake	chicken	chips	steaks
chocolate biscuits	rice	strawberries	fruit salad
strawberry juice	salad	vegetables	meatballs
meatballs	meat	water	...

**2** Listen to the audio. It's a menu. It's a menu. It's a menu.

**A:** It's on the yellow plate. It's a menu.  
**B:** It's ...  
**A:** That's right. That's right. That's right, my friend.

## UNIT 5 SCHOOL: NOT JUST LESSONS

**In this unit you will ...**

- learn about clubs in British schools
- talk about things that happened in past
- hear about a big school show
- write your story for a day last week

**Rehearsals for the Spring Show on 6th May**

Photos by the Camera Club

**SPORTS RESULTS**

Year 7 Hockey 2nd May  
Cotnam 1 Bach 2

Year 7 Football 2nd May  
Portway 1 Cotnam 2

Judo (Team A) 2nd place  
at the Bristol Judo Championships

**MOBILE PHONES**

Please remember: Students **MAY** bring mobile phones to school. They **MAY NOT** use them in lessons.

**1** School activities

Look at the notices.

1. What activities have Cotnam students got at school? (Use p. 63, too.)

2. What activities have you got at school?

**2** ACTIVITY A new school club

What new club would you like at school? Make notes about it:

- The name of the club
- What it does
- Who can join it
- When and where it meets ...

You can add pictures.

**3** The Camera Club is rehearsing with the Drama Club.

**4** The Sports Club is practicing for the big day.

**5** The Sports Club is rehearsing and getting ready for the Spring Show.

**6** The Art Club is preparing a picnic for Wednesday's show.

**7** The Computer Club is making the programme. They have to be ready in 6th May!

## UNIT 6 GREAT PLACES FOR CHILDREN

**In this unit you will ...**

- do a project about interesting places in UK
- do a presentation in English
- talk about plans in the future

**1** Look at the photos. What are they?

**2** Listen to the audio. It's a project about interesting places in the UK.

**3** Match the photos with the names in the box.

**4** Write a short paragraph about each place.

**5** Present your project to the class.

**6** Write a short paragraph about each place.

**7** Present your project to the class.

**8** Write a short paragraph about each place.

**9** Present your project to the class.

**10** Write a short paragraph about each place.

**11** Present your project to the class.

**12** Write a short paragraph about each place.

**13** Present your project to the class.

**14** Write a short paragraph about each place.

**15** Present your project to the class.

**16** Write a short paragraph about each place.

**17** Present your project to the class.

**18** Write a short paragraph about each place.

**19** Present your project to the class.

**20** Write a short paragraph about each place.

**21** Present your project to the class.

**22** Write a short paragraph about each place.


**23** Present your project to the class.

**24** Write a short paragraph about each place.

**25** Present your project to the class.

# Структура цикла учебника

- Вводный урок
- Рабочие уроки (6 уроков)
- Урок чтения с различными стратегиями
- Урок развивающего чтения «Окно в мир»
- Урок страноведения «О России»
- Урок межпредметных связей
- Урок отработки полученных навыков
- Урок самоконтроля
- Самооценивание приобретённых навыков
- Список усвоенной лексики






# Вводный цикл

14


**5 Welcome to Hamilton Street**  
Read and listen to the dialogue. Then write a shopping list for Dan and Jo.



The twins Dan and Jo Shaw live at 7 Hamilton Street, Bristol, with their father. Today is the last day of the summer holidays.

**Mr Shaw:** Sorry, I'm late, boys.  
**Jo:** OK, Dad.  
**Dan:** I've got the shopping list.  
**Mr Shaw:** Thank you, Dan. Let's look at the list ... School bag. Jo, you need a school bag, right?  
**Jo:** Yes, Dad.  
**Dan:** Me too, Dad.  
**Mr Shaw:** Pencil case. Dan, you need a pencil case, right?  
**Dan:** Yes, Dad.  
**Jo:** Me too, Dad.  
**Mr Shaw:** OK, OK. Two bags, two pencil cases, two ... rubbers, two pencil sharpeners, two pens - felt tips?  
**Jo:** Yes, Dad.  
**Mr Shaw:** Two exercise books, two rulers, two glue sticks, two MP3 players ...  
**Jo:** Hey, what's this?  
**Jo:** We need MP3 players, Dad.  
**Mr Shaw:** Not for school! This is a school shopping list. Let's go, you two!

**6 What's in my school bag?**  
a) Say what's in the network and write the words.  
b) Now draw a network with things in your school bag. Swap networks with a partner. Label the network and say what he/she has got in his/her network: You've got a ...



my school bag

15

**7 My favourite colour**  
a) Read and listen to the dialogue. Then act it out.  
**Dan:** My favourite colour is blue: the big one.  
**Jo:** And the red school bag for me.  
**Mr Shaw:** OK. What about pencil cases? Orange for me, please.  
**Dan:** The blue pencil case for me. And I need please.  
**Jo:** Ugh! A green rubber! Yellow for me.  
**Mr Shaw:** Right ... pencil sharpeners ...  
**Dan:** A blue pencil sharpener, please.  
**Jo:** Black for me, please.  
**Dan:** And we need the glue sticks. And the MP3 players!

Act out a new dialogue with your favourite colours.

b) Talk about colours in English.  
**A:** What colour is your house / your school bag / ...?  
**B:** It's yellow/pink/purple/...


**8 SONG Prunella's plates**  
Listen. Then sing the song and act it out.  
I like red,  
Red, red, red,  
Here's my red plate.  
Ooops!  
Crash! Bang! Wallopt!  
Aaaaaw. Oh well ...

Here's my green plate.  
Ooops!  
Crash! Bang! Wallopt!  
Aaaaaw. Oh well ...



16


**9 Welcome to Paul Road**  
Read and listen to the dialogue.



The Kapoors have got a shop at 13 Paul Road in Bristol. They live in a flat over the shop.


**Ananda:** Well, is my new school uniform OK?  
**Mrs Kapoor:** Very nice, Ananda, very nice.  
**Dilip:** Monday today, Tuesday tomorrow ... the big day for my baby sister ... first day at the new school ...  
**Mrs Kapoor:** It's a nice school, Ananda.  
**Dilip:** It's a big school, Ananda.  
**Mrs Kapoor:** Stop that, Dilip! You can go to the shop and help your father.  
**Dilip:** OK, OK, Mum. But why me? It's the last day of my holidays too.

Complete the sentences.  
1 Mrs Kapoor likes ...  
2 The first day of school is ...  
3 Dilip must ...  
4 He is not very ...



**10 POEM The days of the week**  
a) Listen to the poem. Then write it down with the days on the right.  
Days of the week  
Day one of the week is ...  
Two ... three ... OK?  
Then ... and ... and then: Hooray!  
... : we can play.


b) Read the poem to a partner. Are the days right?  
c) Listen to the poem again. Can you say it?




17

**11 Two newspapers for number 19**  
Read and listen to the dialogue. How many newspapers are there for Cotham Park Road?  
**Mark:** Good morning, Mr Kapoor.  
**Mr Kapoor:** Good morning, Mark. You need the newspapers for ...?  
**Mark:** Cotham Park Road, Mr Kapoor.  
**Mr Kapoor:** Right. Cotham Park Road: one *The Times* for number 2, one for number 3, one for number 8, two for number 19 ... Ah, Dilip! Very good. You can help Mark now. And I can have breakfast.

**12 Telephone numbers**  
Ask your neighbour his/her number.  
**A:** What's your number?  
**B:** O seven eight nine o double four nine six three four.



**13 Say what the time is**




It's eleven o'clock.  
It's a quarter past ...  
It's half past ...  
It's a quarter to ...  
It's five to ...

a) What's the time? Say these times:  
6.05, 9.15, 4.25, 7.45, 3.40,  
8.30, 12.18, 10.55, 2.36, 5.00

b) Draw five different times on five clocks. Ask and answer.  
**A:** Excuse me, what's the time, please?  
**B:** It's ...  
**A:** Thank you.  
**B:** You're welcome.

c) Listen. What's the time? Draw five clocks.

**14 PORTFOLIO Make a poster like this**  
My name is ... I'm ... old.  
I'm from ...  
My favourite colours are ...  
My favourite day of the week is ...  
I like ... and ...  
My telephone number is ...  
I've got a mother/father/...





# Забавные персонажи-сверстники

## WELCOME



This is Jack Hanson.  
Jack is 11 years old.  
He's from Bristol.



This is Sophie Carter-Brown.  
She's new in Bristol.  
She's 11 years old.



This is Dan Shaw —  
with his twin brother Jo.  
They're 12 years old.  
They're from Bristol.



This is Ananda Kapoor.  
She's 11 years old.  
She's from Bristol too.

a) There is a new student in your class. Talk to him or her.  
*Hi! My name is ... What's your name?  
I'm ... years old. How old are you?  
I'm from ... Where are you from?*

b) Tell the class about your partner.  
*This is ...  
He's/She's ... years old.  
He's/She's from ...*

### 3 SONG Prunella's song

Listen. Then sing the song and act it out.

I'm Prunella the poltergeist

*/ˈpɒltəˌɡɪst/.*

Hee, hee, hee!

I close things and I open things,

I push things and I pull things,

I drop things

And then I laugh:

Hee, hee, hee!

I'm Prunella the poltergeist,

Hee, hee, hee!

I can see you, you can't see me.

You look, but you can't find me,

I drop things

And then I laugh:

Hee, hee, hee!

Prunella the poltergeist,

That's me.

Prunella the poltergeist,

Hee, hee, hee!





# Рабочие уроки

**20**

## Part A NEW STUDENTS

**1 Before lessons** ex. 1  
Listen to the dialogue and read it. Do the task below.  
It's 8.30, and the new students are at school.  
**Dan:** Look, Jo, Room 14!  
**Jo:** OK. You're nervous, right?  
**Dan:** Me? No! You're nervous.  
**Jo:** No, no.  
**Dan:** OK. Then you go first.  
**Jo:** No, you go first.  
**Dan:** No, you.  
**Jo:** No, you.  
**Dan:** Oh, OK.  
**Ananda:** Hi! Oh, you're twins!  
**Dan:** Hi. Yes, we're Dan and Jo. I'm Dan, the clever twin. He's Jo, the mad twin.  
**Ananda:** Come and sit with me and Jack. Hey, Jack! Here are Dan and Jo. They're twins. This is ... er ...  
**Dan:** It's OK. I'm Dan and he's Jo.  
**Jack:** Well, I'm Jack. And she's Ananda.

**Singular** you he/she/it  
**Plural** we you they

**Give short answers to the questions.**  
1 Are Dan and Jo nervous? Yes, they are.  
2 Are Dan and Jack twins? No, ...  
3 Is Dan the clever twin?  
4 Is Jack the mad twin?  
5 Is Ananda with Jo?  
6 Is Dan with Jo?

**22**

## Part A PRACTICE

**1 VOCABULARY** What's different?  
A: There's one apple in picture A and B.  
B: Oh, there are ... in picture B. They're green.  
A: Yes, the apple in picture A is green too.  
B: There are two plates in picture ...

**2 GRAMMAR** Personal pronouns  
a) You are Jack. Talk about your photos with I, you, he, she, it, we or they.

**3 GRAMMAR** Personal pronouns. To be positive statements.  
Complete the sentences with the correct pronouns and forms of be.  
1 The new school is in Bristol. It's a good school.  
2 Dan and Jo are at school. ... nervous.  
3 Ananda is there too. ... nice.  
4 Jo: Hi, ... Jo. That's Dan. ... my brother. ... twins.  
5 Dan: ... the clever twin.  
6 Dan: Jo, ... mad!  
7 Jack and Ananda are nice. ... new friends.  
8 Ananda: This is Jack. ... my new friend.

**24**

## Part B WEEKENDS

**1 Friday afternoon** ex. 1, 2, 3  
Listen to the text and read it. Do the task below.  
**Ananda:** Have you got plans for the weekend?  
**Jack:** Well, we've got that essay for Mr Kingsley: "A day in the life of ..."  
**Jo:** Oh, that's easy! Listen: "A day in the life of Jo Shaw. I get up at 7.15 every morning. Then I clean my teeth."  
**Dan:** No, no, no. I get up at 7.15, you sleep. I clean my teeth, you sleep. I wash my hands and face, you sleep. You get up at 7.45.  
**Jo:** OK, OK. "We go to the kitchen and have breakfast. Then we go to school." The end.  
**Jack:** You two write boring essays. Oh, there's my bus! Bye!  
**All:** Bye, Jack.

**Who is this?**  
1 "Your essays are boring." That's Jack.  
2 "We eat breakfast in the kitchen."  
3 "I get up at 7.45."  
4 "I get up at 7.15."  
5 "Here's your essay for this weekend."

**2 STUDY SKILLS** Mind maps  
Диаграммы思维帮助你整理思路, 收集信息, 制定计划, 解决问题, 提高学习效率。  
Mind map: My day  
7:30 get up, 8:30 go to school, 12:00 lunch, 1:30 school, 4:30 home, 7:00 wash face, 7:30 go to bed.

**3 GRAMMAR** Present Simple: positive statements  
The sentences about Ananda's day are in the wrong order. Put them in the right order.  
A I come home from school in the afternoon.  
B I do my homework at 5 o'clock.  
C I get up at 7 o'clock. = 1  
D I go to bed at 9 o'clock.  
E I go to school at 8 o'clock.  
F I wash and clean my teeth.  
G Then I can watch television after 7 o'clock.  
H Then I get dressed and have breakfast.

b) List the times when you do these things. Then ask a partner about his/her times.  
A: I get up at ... What about you?  
B: I get up at ... I get dressed at ...

	Me	My partner
get up at	7.00	-
get dressed at	-	-
have breakfast at	-	-
clean my teeth at	-	-
come home from school at	-	-
listen to music at	-	-
go to bed at	-	-

**26**

## Part C DO THEY HAVE TO DO SPORT?

**1 Wednesday is always sport** ex. 1, 2  
Listen to the text and read it. Do the task below.  
On Wednesdays Jack's mum does page after work, and his dad plays basketball. Jack has to do his homework. "At least I don't have to do page or play basketball," Jack says. "I hate sport!" "Hate sport, hate sport," Polly says. "And how we have to do our English project. It's about free time. And what do most people do in their free time? Sport?" "Hate sport, hate sport." "At least you understand me, Polly. Oh no, it's 5.30. I have to go shopping. Then I have to lay the table for dinner. I have to do everything in this house because Mum and Dad do sport." "Hate sport, hate sport." "Does Mum have to do yoga? And does Dad have to play basketball?" "Basketball, basketball!" Polly says. "Go leave the text!" "Oh, no, Polly. Not you too!"

**2 GRAMMAR** Have to / don't have to  
Complete the sentences.  
1 On Wednesdays Jack's mum does ... and Jack's dad ...  
2 On Wednesdays Jack has to ...  
3 Jack ... sport.  
4 Jack's English project is about ...

**3 GRAMMAR** Match the people with the actions.  
about a lot, learn things, teach things, get up, go to school.  
a) Match the people with the actions.  
b) Listen to the song and read it. Then make two groups (the green and the red lines) and sing it.  
c) Write your own song. Here are some ideas:  
- do sport, - go and play, - answer ... write ... play ball.

**28**

## Part B PRACTICE

**1 GRAMMAR** Possessive determiners  
a) Complete the sentences with the words below.  
my (x3), your, his (x3), her, its, our, their  
1 The Hanons have got a R&B. ... name is Pretty Polly and Breakfast.  
2 They've got five bedrooms in ... house.  
3 Jack can see lots of houses from ... room.  
4 Jack: "I like ... room. It's little. But ... house is big. What about ... house?"  
5 Sophie: "We live in a big house too. ... room is pink and very nice."  
6 Jack: "Have you got a pet? ... pet is a parrot."  
7 Sophie: "Yes, we've got a hamster. ... name is Harry. And a dog ... name is Sheba. Oh, here's my brother. ... name is Toby."

b) Talk about your home, your room, your pet(s), your family. Use my, your, his, her, etc.  
We live in a flat. Our flat is ... My brother has got a dog. His name is ...

**2 GRAMMAR** Present Simple: positive statements  
a) The sentences about Ananda's day are in the wrong order. Put them in the right order.  
A I come home from school in the afternoon.  
B I do my homework at 5 o'clock.  
C I get up at 7 o'clock. = 1  
D I go to bed at 9 o'clock.  
E I go to school at 8 o'clock.  
F I wash and clean my teeth.  
G Then I can watch television after 7 o'clock.  
H Then I get dressed and have breakfast.

b) List the times when you do these things. Then ask a partner about his/her times.  
A: I get up at ... What about you?  
B: I get up at ... I get dressed at ...

	Me	My partner
get up at	7.00	-
get dressed at	-	-
have breakfast at	-	-
clean my teeth at	-	-
come home from school at	-	-
listen to music at	-	-
go to bed at	-	-

**30**

## Part C PRACTICE

**1 GRAMMAR** Advise: word order  
a) Priscilla sometimes plays with Sophie's computer and messes up Sophie's emails. Put the words in the correct order and make complete sentences.  
1 often / go dancing / I  
I often go dancing.  
2 sometimes / watch / play / my brother  
I sometimes watch my brother play.  
3 the never / on TV / Dad / watches / always  
Dad always watches me on TV.  
4 don't often / we / play / hockey at school  
We don't often play hockey at school.  
5 doesn't / usually / write / my sister / letters  
My sister usually writes me letters.  
6 computer games / plays / never / my Mum  
My Mum never plays computer games.  
7 she / always / to work / walks  
She always walks to work.  
8 lack / on the phone / sometimes / and I / my aunt  
I sometimes talk to my aunt on the phone.  
9 usually / goes swimming / my class / on Friday  
My class usually goes swimming on Friday.  
10 never / sport / our parents / do  
Our parents never do sport.

b) Now you write 2-5 sentences with one of the words below.  
always - usually - often - sometimes - never

**2 VOCABULARY** Use the words  
a) Match the nouns from the green box with the verbs from the yellow box.  
even - miss - do - have - like - listen - be - make - play - write  
hat - breakfast - CDs - computer game - sports - juice - homework - table - music - snow - alarm - teacher - news - letter(s)

b) Complete the sentences. Then write two more sentences about Jack.  
1 Jack cleans his teeth every morning.  
2 Before he has ... in the morning, he makes his ...  
3 When he comes ... from school, he does his ...  
4 Jack likes books, so he sometimes writes ... after school.

**3 GRAMMAR** Have to / has to  
a) The Carter-Brown family has got a job timetable. Who has to do what? Mr Carter-Brown has to wash the car. Emily and Toby have to ...

Week of 4th December	
wash the car	Dad
clean the bathroom	Emily + Toby
feed the cats	Sophie + Toby
take Toby to school	Mum
go shopping	Mum + Emily
go to the park with Sheila	Emily
help Mum with tea	Sophie
help Dad in the garden	Toby

b) Priscilla is a pollard, not a person. What doesn't she have to do?

**32**

## Part B PRACTICE

**1 GRAMMAR** Personal pronouns. To be positive statements.  
Complete the sentences with the correct pronouns and forms of be.  
1 The new school is in Bristol. It's a good school.  
2 Dan and Jo are at school. ... nervous.  
3 Ananda is there too. ... nice.  
4 Jo: Hi, ... Jo. That's Dan. ... my brother. ... twins.  
5 Dan: ... the clever twin.  
6 Dan: Jo, ... mad!  
7 Jack and Ananda are nice. ... new friends.  
8 Ananda: This is Jack. ... my new friend.

**34**

## Part C PRACTICE

**1 GRAMMAR** Advise: word order  
a) Priscilla sometimes plays with Sophie's computer and messes up Sophie's emails. Put the words in the correct order and make complete sentences.  
1 often / go dancing / I  
I often go dancing.  
2 sometimes / watch / play / my brother  
I sometimes watch my brother play.  
3 the never / on TV / Dad / watches / always  
Dad always watches me on TV.  
4 don't often / we / play / hockey at school  
We don't often play hockey at school.  
5 doesn't / usually / write / my sister / letters  
My sister usually writes me letters.  
6 computer games / plays / never / my Mum  
My Mum never plays computer games.  
7 she / always / to work / walks  
She always walks to work.  
8 lack / on the phone / sometimes / and I / my aunt  
I sometimes talk to my aunt on the phone.  
9 usually / goes swimming / my class / on Friday  
My class usually goes swimming on Friday.  
10 never / sport / our parents / do  
Our parents never do sport.

b) Now you write 2-5 sentences with one of the words below.  
always - usually - often - sometimes - never

**2 VOCABULARY** Use the words  
a) Match the nouns from the green box with the verbs from the yellow box.  
even - miss - do - have - like - listen - be - make - play - write  
hat - breakfast - CDs - computer game - sports - juice - homework - table - music - snow - alarm - teacher - news - letter(s)

b) Complete the sentences. Then write two more sentences about Jack.  
1 Jack cleans his teeth every morning.  
2 Before he has ... in the morning, he makes his ...  
3 When he comes ... from school, he does his ...  
4 Jack likes books, so he sometimes writes ... after school.

**3 GRAMMAR** Have to / has to  
a) The Carter-Brown family has got a job timetable. Who has to do what? Mr Carter-Brown has to wash the car. Emily and Toby have to ...

Week of 4th December	
wash the car	Dad
clean the bathroom	Emily + Toby
feed the cats	Sophie + Toby
take Toby to school	Mum
go shopping	Mum + Emily
go to the park with Sheila	Emily
help Mum with tea	Sophie
help Dad in the garden	Toby

b) Priscilla is a pollard, not a person. What doesn't she have to do?



# Формирование и развитие языковых умений



## Extended reading

### How's the new school?

a) Look at the photos. Who are the people? Read the comics.

1 Hi, Mum. I need my tea.  
The form is very nice. Too, Mum?  
Ananda, tell me about school. Is the teacher nice? What's her name? Come in, come in, then you can tell me everything.  
2 He's very nice, too. Mr Kingsley. He's our form teacher and our English and PE teacher.  
And the teacher?  
Ananda, how was the first day at your new school?  
It's OK, Mum. Tea now?  
3 And what about your timetable?  
First tell me about your classmates.  
4 Well, go on, go on, Jo and Dan and...  
They're great! Jo and Dan are twins - they're very nice, and you really can't see who is in and...

5 There's a very nice girl. Her name is Sophie. Her sister Emily isn't nice, but she's very pretty and Dilip likes her - a lot!  
Bye, Mr Brown, and thank you. Now, Ananda, tell me more: are there girls in your form too?  
6 Dilip, who is this Emily? Tell me about her - her family.  
I need my tea.

7 Ananda, tell me all about your first day. Everything - about your teacher and your classmates and...  
F Hi, Mum. I need my tea.

- b) Match the phrases in the speech bubbles with the photos. Then put everything in the correct order.
- A He's very nice, too.
  - B Are there girls in your form, too?
  - C Is the teacher nice?
  - D Dilip, who is this Emily?

## Russian corner

### This is my school

Class 8A of a Moscow school made a poster in English.

This is my school. The building is new. It's only two years old. Let me show you around...  
This is the playground. After lessons we play here in autumn and spring, when it's warm, we have PE lessons here. We run, play basketball and enjoy the fresh air.  
School concerts and official meetings are in our big assembly hall. Children sing, dance and take part in plays at the end of the school year here. We also use it for big celebrations, like Victory Day and Women's Day.  
We have breakfast and lunch in our school canteen. The food is very tasty and good.  
This is our school lab. Senior pupils study here. They do experiments and tests. They can do great experiments with the modern equipment!  
Here we learn English. We watch films and play games in English. And we work with the interactive whiteboard. I like English lessons a lot!

- a) Read the text. Correct the sentences.
- PE lessons are sometimes in the assembly hall. No, they are in the playground.
  - There's an interactive whiteboard in the lab.
  - There's a lot of modern equipment in the canteen.
  - We take part in plays at the beginning of the year.
  - We eat one meal in the canteen.
  - Official meetings are in the playground.

- b) Find the verb for these nouns.
- |                  |             |
|------------------|-------------|
| 1 learns English | 4 breakfast |
| 2 PE lessons     | 5 games     |
| 3 experiments    | 6 plays     |

c) Make a poster in English about your school.  
d) Ask your family members about their schools. How different were they then? Tell the class.



## Window on the world

### School uniforms



Britain



Japan

Cotham School



Malaysia

At most schools in Britain the students wear uniforms. Cotham School has got a modern uniform: a sweatshirt and trousers. There is a school crest on the sweatshirt. At Cotham boys and girls have got the same uniform.

But at lots of schools in Britain the students wear traditional uniforms. For boys, the traditional school uniform is a shirt and a tie, a blazer and trousers. Girls wear a blazer and a tie too, but they usually wear a blouse and a skirt, not a shirt and trousers. The blazers, trousers and skirts in most uniforms have got dark colours - black, blue, grey, etc.

Students wear uniforms in many other countries too. In Japan girls often wear sailor uniforms, and boys often wear army uniforms. In Malaysia the Muslim girls cover their hair.

Not all students like school uniforms. Some students say: "Why can't I wear my clothes?" But other students say: "Uniforms are OK. Rich or poor: all students wear the same clothes."



a) Read the text. Right or wrong? Correct the wrong sentences.

- Cotham School has got a modern uniform.
- At Cotham boys and girls have got different uniforms.
- Not many schools in Britain have got uniforms.
- In Britain traditional uniforms are the same for boys and girls.
- Traditional uniforms are usually yellow or pink.
- There are only two other countries where they wear uniforms.
- In Japan girls and boys wear uniforms.
- All students like uniforms.

b) Do you like school uniforms? What's better - a modern uniform or a traditional uniform?

c) Draw a picture of a new school uniform for your school.



## Cross-curricular studies: maths

### The first Maths lesson

Mrs Black: Good morning. I'm your Maths teacher. My name's Mrs Black. Let's see how fast you are! What is this number? Five plus two - minus three - times four - plus ten - minus six - times two.

Dan: It's thirty.  
Mrs Black: No, that's wrong.  
Ananda: It's forty.

Mrs Black: Good! What's your name again?

a) Read the dialogue. Complete the sentences.

- |                             |                                 |
|-----------------------------|---------------------------------|
| 1 Ten plus two is twelve.   | 4 Three ... nine is twenty-     |
| 2 Thirty-one ... twenty-    | seven.                          |
| one is ten.                 | 5 Nineteen ... six is thirteen. |
| 3 Twelve ... five is sixty. | 6 Fifteen ... five is twenty.   |

b) Copy and complete the chart.

Then read out the numbers.  
Seven times three is twenty-one.

x	2	3	7	4
5				
7		21		

c) Talk about the points in their first Maths test.

Ananda is first.  
Jo is ...  
Sophie ...

Alex	97	Jack	85
Ananda	99	Jo	92
Bekky	55	Kate	66
Dan	69	Peter	75
	62	Sophie	87

d) Look at the names of the shapes on the left. What shape are these things?

triangle square  
circle rectangle

1 2 3 4 5 6 7 8





# Проектная деятельность

## PROJECT

### 6 My school bag / my room

What have you got in your school bag or in your room at home? Choose one. Draw and label lots of things on a piece of paper.



## EXTRA

### b) Now you

Write a poem about a pet. Learn your poem and say it in class. Put your poem in your PORTFOLIO.

My \_\_\_\_, \_\_\_\_, OK.  
\_\_\_\_ lives in \_\_\_\_, and \_\_\_\_ all day.  
He/she eats \_\_\_\_ and drinks and drinks.  
I really wonder what \_\_\_\_ thinks.

## 2 A big city

exs. 4, 5, 6

Choose a city, find out more about it and present it to the class.

- 1 Find other students who would like to work on the same city as you. You could also work alone.
- 2 Work on the project. Divide the tasks between yourselves if you're in a group.
- 3 Present your project to the class. Use visual aids if possible (posters, handouts, etc.).

*We would like to talk to you about ...  
The reason why we are interested in ...  
We have divided our talk into ... parts.  
Boris will tell you about ... and Anna ...  
After listening to our talk, we hope ...*

- 4 Listen to the other presentations and give your opinion about them.

## PROJECT


SKILLS FILE  
1.1

c) Make a poster in English about your school.

d) Ask your family members about their schools. How different were they then? Tell the class.

# Преимущества УМК «Сферы» для обучающихся

1. Удобный формат, прочная мягкая обложка
2. Интересное оформление
3. Удобная навигация, разноцветные циклы
4. «Говорящие» поля
5. Помощь в работе (образцы в начале каждого упражнения повышенной сложности)
6. Чётко сформулированные задания
7. Много полезной информации
8. Доступное изложение справочного материала
9. Аудирование с различными стратегиями и спецэффектами
10. «Живой» английский язык
11. Интересные персонажи - сверстники
12. Возможность самостоятельного освоения языкового материала при необходимости






# Преимущества УМК «Сферы» для учителя

1. Строгое соответствие ФГОС
2. Чёткая структура учебника и циклов
3. Логичное изложение материала
4. Легко составлять рабочую программу и КТП
5. Совокупность классического и инновационного подходов к обучению
6. Наличие детальных поурочных рекомендаций с ключами
7. Чётко сформулированные задания
8. Много полезной информации
9. «Живой» английский
10. Возможность организовать дистанционное обучение без ухудшения качества образовательного процесс
11. Возможность работать с детьми разного уровня подготовки




## Состав УМК для 5 класса

- Учебник
- Электронная форма учебника
- Рабочие программы (на сайте)
- Книга для учителя (на сайте)
- Аудиокурс в формате mp3 (на сайте)
- Тетрадь-тренажёр
- Тетрадь-экзаменатор



Английский язык. Тетрадь - экзаменатор. 5 класс



Английский язык. 5 класс.  
Электронная форма  
учебника



Английский язык. Тетрадь-тренажёр. 5 класс

<https://cdn.catalog.prosv.ru/attachment/a95526c6bc58ba650e432b103f086ed247dc520a.pdf>

# Бесплатный банк ресурсов УМК «Сферы»

- Бесплатные компоненты и материалы к урокам
- Записи вебинаров и презентации





# Наши контакты

spheresteam@yandex.ru

Интернет-магазин издательства: <http://shop.prosv.ru>