


# Интеграция регионального компонента в основное содержание обучения английскому языку на примере учебного пособия «Samara Files»



# «Samara Files»

## ОСНОВНЫЕ ЦЕЛИ

- формирование представления об истории, культуре, экономике Самарской области;
- формирование умения достойно представлять регион иностранным туристам, приезжающим в Самарскую область, а также во время поездок за рубеж



# «Samara Files»


## ПРИНЦИПЫ ОТБОРА МАТЕРИАЛА

- принцип коммуникативной и информационной ценности материала;
- принцип социокультурной ценности (как средство ввода неносителя языка в мир изучаемого культурно-языкового сообщества);
- лично ориентированный подход



# «Samara Files»

## ЗАДАЧИ




1. определить основные пути интеграции регионального компонента в основное содержание обучения;
2. сформулировать основополагающие принципы использования материалов регионального характера в обучении английскому языку;
3. разработать методические рекомендации по интеграции регионального компонента в обучение иностранному языку

# ЗАДАЧА 1

## Основные пути интеграции регионального компонента в основное содержание обучения на примере «Samara Files»

- одной из главных особенностей пособия является возможность использования его как дополнительного ресурса к основному УМК благодаря тому, что «Samara Files» выстроено в соответствии с предметным содержанием Примерной образовательной программы с использованием данных истории, культуры, экономики родного региона (Самарская область)



## ЗАДАЧА 2

# Принципы использования материалов регионального характера.

## Сочетаемость

<b>ПРЕДМЕТНОЕ СОДЕРЖАНИЕ РЕЧИ (НОО ПРИМЕРНАЯ ПРОГРАММА ПО ИНОСТРАННОМУ ЯЗЫКУ)</b>	<b>Тема в УМК “Spotlight”</b>	<b>Samara Files</b>
<b>3 класс</b>		
Знакомство (с одноклассниками, учителем). Приветствие, прощание (с использованием типичных фраз английского речевого этикета).	Welcome Back! (Starter Module);	
Я и моя семья: члены семьи, их имена, возраст.	Family Moments! (Module 2); Families near and far! My Family Tree! (Module 2); Family Crest! (Module 6);	Family time (Module 1) A hobby a day keeps a bad mood away (Module 3)
Мой день (распорядок дня). Покупки в магазине: основные продукты питания. Любимая еда.	Day by Day! (Module 8); Tesco Superstore (Module 4); All the things I like! (Module 3); A bite to eat! I scream for ice cream! (Module 3);	Family time (Module 1) Shopping time (Module 1) The lesson begins (Module 4)
Семейные праздники: Рождество. День матери. Подарки.	Merry Christmas, everybody! Mother’s Day (Special Days!); Everybody likes presents! (Module 5)	Festive time (Module 1) We need friends everywhere! (Module 3)

# ЗАДАЧА 2

## Принципы использования материалов регионального характера. Цикличность

★ ★ 2.

Are there any honorary citizens in your city / town?  
Find the information about one of them. Tell the class.

- ♦ What is his / her name?
- ♦ What is his / her profession?
- ♦ Why did he / she get the title?

**Example:** Ershova Vera Aleksandrovna was an actress at the Samara Drama Theatre. She worked at the theatre for 63 years and acted in many famous plays.

### 6.2. People we are proud of

★ 1. Look at the pictures. Do you know who these people are?



#### We are proud of

For making a great contribution to the development of the Samara Region, a citizen can get an "Honorary Citizen" title. There are 65 honorary citizens in Samara.

★ ★ 2. Are there any honorary citizens in your city / town?  
Find the information about one of them. Tell the class.

- ♦ What is his / her name?
- ♦ What is his / her profession?
- ♦ Why did he / she get the title?

**Example:** Ershova Vera Aleksandrovna was an actress at the Samara Drama Theatre. She worked at the theatre for 63 years and acted in many famous plays.


# ЗАДАЧА 2

## Принципы использования материалов регионального характера Дифференциация

### We are proud of

The Samara Region is proud of its champions: Oleg Saitov, a world and Olympic boxing champion, Alexey Nemov, a World and Olympic champion in gymnastics, and Maria Kiselyova, a World and Olympic champion in synchronized swimming.

7. a. Look at the pictures. What is the name of this sport? Find the answer in the text.



b. Read the text. Are the sentences true (T) or false (F)?

**Snow kiting** is a very young sport. It combines winter skiing or snowboarding with sailing. More than 100 fans of this sport come to Zhigulevskoe More Marathon every year.

The TASS correspondent visited the competition last year. He wrote about one kind of snow kiting.

"Freestyle is the most beautiful kind of snow kiting. The sportsmen fly up and do tricks in the air. They jump 10—15 metres high."

1. Snow kiting is a traditional sport. T/F
2. Snow kiting is a combination of winter skiing and sailing. T/F
3. Zhigulevskoe More Marathon is a sporting event in Togliatti. T/F

4. There are different kinds of snow kiting. T/F
5. Sportsmen jump forward 10—15 metres long. T/F

8. Work in pairs.  
a. Read and answer the questions. Then listen to the interview and check your answers.

1. Can children do snow kiting?
2. What must beginners choose: snow kiting with skis or snow kiting with a snowboard?
3. Is snow kiting dangerous?

b. Listen to the interview again. Correct the sentences below.

1. Snow kiting is not for old people.
2. There are big trainer kites for beginners.
3. Beginners must start snow kiting in the mountains.
4. There are no rules for snow kiting.

### We are proud of

There are about 34 stadiums in the Samara Region. 13 stadiums are in Samara, 4 stadiums are in Togliatti and 6 are in Syzran. The biggest and the most modern stadium is **Solidarnost Arena**.

9. Complete the text with the words in the box.  
stadium • answers • people • doors • facts

### Sightseeing tour

Solidarnost Arena is the main (1) \_\_\_\_\_ in the city. During a one-hour tour, you can learn many interesting (2) \_\_\_\_\_ about the history of the building and visit every corner of the arena.

22 23



# ЗАДАЧА 2

## Принципы использования материалов регионального характера Индивидуализация

**5.** Listen to Maksim talking about his trip to Mount Tip-Tyav. Are the sentences true (T) or false (F)?



1. Maksim is doing a project. T/F
2. Maksim's hobby is photography. T/F
3. It is autumn. T/F
4. There are nine children in the group. T/F
5. Tourists ride bikes to the top of Mount Tip-Tyav. T/F
6. The children are wearing sports clothes. T/F
7. Maksim has a torch so that he does not lose his way. T/F

**6.** a. Put the names of the clubs (A–H) in the correct box.

- A. the Robotics Club
- B. the "Kaleidoscope" Crafting Club
- C. the "Fantasy" Art Studio
- D. the "Tovarishch" TV Studio
- E. the "Young Tourist" Club
- F. the "A Step Into the Sky" Aeromodelling Club
- G. the Centre for Children's Tourism
- H. the "Eco-Time" Discussion club

<b>Technical clubs</b> 1. .... 2. ....		<b>Socializing</b> 1. .... 2. ....	
	<b>Tourism</b> 1. .... 2. ....		<b>Art and creative activities</b> 1. .... 2. ....

**\*\*\*b.** Choose one club. Say what you can do at this club's meetings.

**Example:** Children make TV shows at the "Tovarishch" TV studio. Interesting people come to the studio and answer children's questions.

**\*\*\*7.** Read a blog post by your English-speaking friend. Write a post about your free time.

*Posted by Ben on Monday, 7th of November*



My hobby is computer games. I play computer games a lot! My Dad and my Mum are angry with me. They say computer games are stupid. What do you like doing in your free time? Have you got a hobby? Do your parents like your hobby?

# ЗАДАЧА 3

## Методические рекомендации по интеграции регионального компонента

- Основная характеристика учебного пособия
- Формирование личностных, метапредметных и предметных результатов в учебном пособии «Samara Files»
- Использование пособия «SAMARA FILES» в качестве дополнительного ресурса к основному УМК
- Формы работы с разделом «The Samara Region Tourist Guide»
- Использование пособия «Samara Files» во внеурочной деятельности

# СПАСИБО ЗА ВНИМАНИЕ



корпорация  
российский  
учебник

