


***“Team Up” («Вместе!»)***  
***УМК по английскому языку***  
***Авторский коллектив:***

Е.В. Костюк,

Л.Б. Колоницкая,

Л. Кустаф,

при участии К.Бентли



ФГОС

Разработан с учётом требований  
**Федерального государственного  
образовательного стандарта** начального  
общего образования российскими педагогами-  
практиками совместно с методистами стран  
изучаемого языка

# Помимо учебника УМК для начальной школы включает:

1. Рабочую тетрадь;
2. Книгу для учителя;
3. Рабочие программы для 2-4 классов;
4. Аудиокурсы для занятий в классе и дома; размещены на сайте УМК <https://teamup.prosv.ru/> (раздел «Методическая копилка», подраздел «Учебно-методическая помощь»);
5. Электронную форму учебника;
6. <https://prosv.ru/umk/english-vmeste.html> – страничка УМК на сайте «Просвещения».

# Содержит

Основные разделы, в которых формируются базовые лингвистические представления об английском языке, касающиеся алфавита и первоначального накопления лексического запаса.

## Contents

<b>Starter UNIT 1</b>	
<b>Alphabet</b> .....	<b>4</b>
<b>Starter UNIT 2</b>	
<b>What's your name?</b> .....	<b>20</b>
<b>UNIT 1 Look at my toys!</b>	<b>24</b>
<b>UNIT 2 Where's my pen?</b>	<b>34</b>
<b>UNIT 3 Move your body!</b>	<b>44</b>
 <b>Natural Science:</b>	
<b>What are our senses?</b> .....	<b>54</b>
<b>UNIT 4 Meet my family</b> .....	<b>56</b>
 <b>My culture</b> .....	<b>66</b>
<b>Progress path</b> .....	<b>71</b>
 <b>Festivals:</b>	
<b>ABC Party</b> .....	<b>72</b>
<b>Merry Christmas!</b> .....	<b>74</b>
<b>Grammar time</b> .....	<b>76</b>
<b>Wordlist</b> .....	<b>80</b>

## Contents

<b>UNIT 5 Let's take care of</b>	
<b>pets</b> .....	<b>4</b>
<b>UNIT 6 Do you like bananas?</b>	
.....	<b>14</b>
 <b>Natural Science:</b>	
<b>What do plants need?</b> .....	<b>24</b>
<b>UNIT 7 It's windy!</b> .....	<b>26</b>
<b>UNIT 8 Who's at home? ..</b>	<b>36</b>
<b>UNIT 9 Let's play outside</b>	<b>46</b>
<b>Social Science:</b>	
<b>What's a beach like?</b> .....	<b>56</b>
 <b>My culture</b> .....	<b>58</b>
 <b>My culture</b> .....	<b>58</b>
 <b>Festivals:</b>	
<b>Happy Easter!</b> .....	<b>64</b>
<b>Progress path</b> .....	<b>66</b>
<b>Grammar time</b> .....	<b>67</b>
<b>Wordlist</b> .....	<b>70</b>








# Содержит

Основные разделы, в которых формируются базовые лингвистические представления об английском языке, касающиеся алфавита и первоначального накопления лексического запаса.

	<b>Starter UNIT</b>	
	Back to school .....	4
	<b>UNIT 1</b> It's a happy day! .....	8
	<b>UNIT 2</b> Let's dress up! .....	18
	<b>UNIT 3</b> At the activity centre ...	28
	<b>Maths:</b>	
	How do we tell the time? .....	38
	<b>UNIT 4</b> I want to be a cook! ...	40
	<b>My culture:</b>	
	Animals of Russia .....	50
	<b>Festivals:</b>	
	Bonfire Night .....	58
	Progress path .....	60
	Grammar time .....	61
	Wordlist .....	66
	<b>UNIT 5</b> Fun at the farm .....	4
	<b>UNIT 6</b> Out in the woods .....	14
	<b>Social Science:</b>	
	What can we see on a map? ...	24
	<b>UNIT 7</b> Looking at the stars .....	26
	<b>UNIT 8</b> Animals are amazing! .....	36
	<b>UNIT 9</b> Party at the park .....	46
	<b>Natural Science:</b>	
	Are there simple machines around us? .....	56
	<b>My culture:</b>	
	Animals of Russia .....	58
	Progress path .....	63
	<b>Festivals:</b>	
	Months and seasons .....	64
	Happy Thanksgiving! .....	66
	Grammar time .....	68
	Wordlist .....	75

# Содержит

Основные разделы, в которых формируются базовые лингвистические представления об английском языке, касающиеся алфавита и первоначального накопления лексического запаса.

<b>Starter UNIT</b>			
New neighbours .....	4		
<b>UNIT 1</b> New school .....	8		
<b>UNIT 2</b> Picnic time! .....	20		
<b>UNIT 3</b> Along the river .....	32		
 <b>Natural Science:</b>			
Can plants grow in water? .....	44		
<b>UNIT 4</b> All about jobs .....	46		
 <b>My culture:</b>			
Famous people .....	58		
 <b>Festivals:</b>			
New Year .....	64		
Solve It .....	65		
Grammar time .....	66		
Wordlist .....	73		
<b>UNIT 5</b> Hobbies .....	4		
<b>UNIT 6</b> Our town .....	16		
 <b>Natural Science:</b>			
Do all rivers go into the sea? .....	28		
<b>UNIT 7</b> Museums .....	30		
<b>UNIT 8</b> Let's celebrate! .....	42		
<b>UNIT 9</b> Holiday time! .....	54		
 <b>Social Science:</b>			
What was town transport like 100 years ago? .....	66		
 <b>My culture:</b>			
Famous people .....	68		
 <b>Festivals:</b>			
Mother's Day .....	74		
World Book Day .....	75		
Solve It .....	76		
Grammar time .....	77		
Wordlist .....	84		



# Структура раздела


## Урок 1

## Урок введения в тему

## Акцент на лексико-грамматические навыки

### 3 Move your body!

1 **Think!** Знаешь ли ты слова, обозначающие части тела?




44 **forty-four**

How many crayons can you see?  
Where's the teddy?  
What colour is the book?

### Vocabulary and grammar 3

и покажи. Потом послушай



покажи части тела, которые ты видишь у персонажей истории на с. 44.

Послушай и повтори.

I've got one head.  
I've got one face.  
I've got one tummy.  
I've got two arms.  
I've got two legs.  
I've got two knees.  
I've got two hands.  
I've got two feet.  
I've got ten fingers.  
I've got ten toes.

Покажи и скажи.

1.56 Grammar p. 78  
I've got one face.  
I've got ten toes.

I've got ten fingers.

2 1.63 Прослушай и покажи. Потом прослушай и повтори.



1 watch TV



2 listen to music



3 read books



4 play the piano



5 play video games



6 play tennis



7 play basketball



8 roller skate



9 skateboard



10 do karate

3 Найди виды деятельности из задания 2 на с. 28.

4 1.64, 1.65 Прослушай и повтори.

It's time for fun today.  
Let's play, hip hip hooray!

Kim plays video games.  
She roller skates, too.  
She doesn't play the piano.  
How about you?

Tim listens to music.  
He plays tennis, too.  
He doesn't watch TV.  
How about you?

It's time for fun today.  
Let's play, hip hip hooray!

5 Communicate Расскажи о своём однокласснике.



I watch TV. I don't listen to music.



He watches TV. He doesn't listen to music.

1.66

Grammar p. 65

He/She **plays** video games.

He/She **doesn't watch** TV.

2 1.46 Listen, point and repeat.



1 river



2 mountain



3 lake



4 waterfall



5 city



6 town



7 forest



8 hill



9 island



10 wide



11 deep



12 high

3 Look for the words from Exercise 2 in the picture on page 32. Which word is missing?

4 Read the definitions and say the word.

- It's got a lot of buildings and a lot of people. It's very big.
- It's got water. It's wide. It isn't a river. It isn't a waterfall.
- It's hard. There is snow on the top.
- It's got water all around it.
- It's got a lot of trees.

Number 1. It's a city.

Yes, there is.

5 Create Make a new definition for your partner.

6 Communicate Play a guessing game.



Is there a high mountain?

Yes!

Is there an island?

No, there isn't.

Picture 1!





# Структура раздела

## Урок 2

## Смысловое

## чтение

## (аудирование)

**Story**

**Helpers Team**

1 **Before you read** Посмотри на картинку 1. Что в коробке?

2 **1.58** Покажи и скажи.

**The robot**

1 Look! Arms, legs, hands and feet.

2 Let's put it together!

It's a robot.

What's this, Marie?

Here's a white head and a blue body.

Yes, we can all help!

3 I've got an arm. It's red.

And I've got a leg.

I've got two hands.

Two knees, two hands, two feet.

4 Let's see. A head, a body, two arms and two legs.

5 And I've got a foot. Thank you, Atomic.

Eight fingers and eight toes. Good.

**Solve**

What can the robot do? Can you guess?

46 forty-six

**3**

6 Hello. My name's Gymbot. Stand up, please!

7 Move your legs and stamp your feet!

Bend your knees and touch your toes!

Haha! This is fun!

8

**3 After you read** Посмотри на историю. Прочитай и выбери правильный ответ.

Hello! My name is Gymbot.

1 I've got a white head body.

2 I've got a blue head body.

3 I've got red arms legs.

4 I've got eight hands fingers.

**4 Team up!** Разыграйте историю.

47 forty-seven



Story



1 **Before you read** Find one thing you wear on your hands and one you wear on your feet.

2 **Watch or listen and read.**

**1** Hey, it's the Great Clean-up tomorrow!

**2** The next day...  
Wow, this forest is beautiful! But look at the river! It's so dirty!

**3** OK, first, put the gloves on and pick up the rubbish. Put wood and cans in the biggest bags.

**4** This is more difficult than flying!

**5** No, Bo! The wood is wider than the bag!

Well, there's a lot of rubbish in the forest and by the river. So... we go there and clean it up!

What's that?

Yes... Come on!

It's OK, Bo! You don't need gloves!

Hey, Bo! Can you help me with this?

No problem! Now the bag is wider than the wood!

**6** Hey, can you help me? These bags are very big!

**7** Be careful!

**8** And the mud is deeper than my shoes!

**9** Yuck! I'm all wet!

**10** Hey, why don't we use some of this for our shed?

Look at all these cans, and CDs, and bottles... Why do people throw them in the river?

Great idea! I know what we can do!

3 **Solve** What do they do with the rubbish? Go to page 65 to find out.

4 **After you read** Look at the story and correct the sentences.

1. There's a lot of fruit by the river. rubbish
2. The children clean up the lake.
3. The children put on hats.
4. The children use boxes to put the rubbish in.
5. Bo and Lottie pick up a big piece of wood together.

5 **Communicate** What can you make with the rubbish? Tell your partner.

I can make a table with the...


6 **Team up!** Act out the story.

# Структура раздела

## Урок 3

Расширение лексико-грамматического запаса и его функциональное использование


### Vocabulary and grammar


1  1.59 **Послушай и повтори. Потом послушай и сделай.**




2  1.60, 1.61 **Послушай и спой.**

Move your arms! Stretch your legs!  
Clap your hands! Stamp your feet!  
Bend your knees! Touch your toes!  
I move my body – 1, 2, 3!  
Move your body with me!


 Stretch your arms! Clap your hands!  
Move your legs! Touch your feet!  
Bend your knees! Move your toes!  
I stretch my body – 1, 2, 3!  
Stretch your body with me!



3  **Create** **Придумай зарядку для друга.**

Touch your toes!  
Bend your knees!  
Move one foot!



 1.62  
Grammar p. 79  
Move your body!  
Touch your head!



# Возможен акцент на грамматику

## Grammar

① 🔍 Look back! Which sentence is in this picture?

1. What are you doing?
2. He's opening the door!
3. He's picking up the car keys!



② 🎧 2.7 Listen and repeat.

Grammar p. 72

I'm **watching** Ash's house.

They **aren't playing** cards.

**Are you wearing** a green jacket?

Yes, I **am**. / No, I'm **not**.

③ 🎧 2.8 Listen. Who is the presenter talking about? Say the numbers.



④ 🗣️ **Communicate** Play a True and False game.

1. cook, 2. sing, 3. play the violin, 4. look after a dog, 5. serve drinks, 6. look after a person, 7. grow vegetables, 8. act, 9. study Science

What are the musicians doing?

False! They are playing the violin.

They're serving drinks.



# Структура раздела

## Урок 3


Расширение лексико-грамматического запаса и его функциональное использование



1 1.63 **Послушай инструкции и скажи, в чём ошибся Бен.**



2 **Communicate** 1.64 **Вырежи. Потом послушай и сыграй.**



# Виды речевой деятельности

## Skills 4


1 2.12 Прослушай и скажи, как их зовут.

A is ... . He/She is a ... . He/She goes ... .

Jill Dan Pat Nick Ann Sue



2 Communicate 2.13 Вырежи. Потом прослушай и сыграй.



## Skills 6

1 2.52 Послушай и выбери.

1 What has he got?



2 What have you got?



3 What has she got?



2 Communicate 2.53 Вырежи. Потом прослушай и сыграй.



# Структура раздела

## Урок 4

### Урок носит культурологическую направленность



## Chinese New Year

My name's Sally. I like Chinese New Year at school.

Look! It's a Chinese dragon! Look at our dragon costume! I've got the head. It's yellow. My friends have got the dragon body.

I walk and stamp my feet. My friends walk and bend their bodies.

dragon costume

- 1 **Before you read** Какой твой любимый праздник? Ты надеваешь в этот день костюм?
- 2 **1.65** Послушай и прочитай.
- 3 **▶** Хочешь узнать больше? Посмотри видео.

**Team up!**

#### Project

Сделай праздничный постер.

- 1 Выбери праздник.
- 2 Нарисуй костюм на праздник.
- 3 Напиши: *My costume is ...*
- 4 Покажи свой постер одноклассникам.

My costume is red.  
I stamp my feet.







## The most unusual jobs in Britain!

Let's find out about some really amazing and unusual jobs in Britain!



### The Raven Master

The Tower of London has six ravens. There's a story that the Tower of London is safe only if the ravens are there. So, the Raven Master looks after the ravens. He always wears a black and red uniform and a hat. In this photo, he is feeding a raven. Ravens eat meat, fruit and they love cheese!

### The Queen's Piper

The Queen's Piper must play from Monday to Friday at 9 am for about 15 minutes under Her Majesty's window when she is at Buckingham Palace, Windsor Castle or Balmoral Castle. In this picture, he is wearing a black jacket and a tartan skirt.



### A professional tea tester

You must train for five years to be a professional tea tester. Then you can travel the world trying different types of teas. In the picture the tea tester is using a long spoon to try one of the 300 cups of tea she has every day!



Do you know ravens are very clever? They can sometimes learn to say words!

- 1 Before you read Can you think of any unusual jobs in your country?
- 2 2.14 Listen, read and write all words for clothes.
- 3 After you read Who is it about?

- 1. This person works in the morning.
- 2. This person drinks a lot of tea at work.
- 3. This person works in a very old place and he feeds birds.



## National parks

There are a lot of beautiful national parks in Russia and they are all very different.

### Pribaikalsky National Park

The Pribaikalsky National Park is in Siberia. It is named after Lake Baikal, the deepest lake in the world! It is over 1.6 kilometres deep. You can see the Baikal seal here. They are called nerpas.



### Beringia National Park

Beringia is one of the biggest national parks in Russia. Many scientists dream of visiting Beringia! It's famous for its wildlife. You can see a grey whale or a spotted seal here. You can have a dog ride here.



### Prielbrusye National Park

The Prielbrusye National Park is on the highest mountain in Europe – Mountain Elbrus. It is very beautiful, you can see different plants and animals here. But be careful, some animals are very dangerous, for example, bears, wolves and boars.





# Структура раздела

## Урок 5


### Обобщение и систематизация

Может использоваться  
гибко

**English in action**  
Paying a compliment

3

1 1.66 **Послушай и прочитай.**






Look at my picture.  
It's a **dinosaur** costume!  
Yes. Look at the **body**. It's big.  
Wow! What a cool **dinosaur**!  
Thank you.

2 **Communicate** **Разыграйте диалог. Используйте другие игрушки и части тела.**

robot   action figure   doll   head   tummy   face

**Phonics**


3 1.67 **Послушай и повтори.**



face [f]   van [v]   hand [h]

4 1.68 **Прочитай слова.**

face	five	hi
fun	van	hello
fish		hand



5 1.69 **Послушай, повтори скороговорку и напиши её в тетради, вставляя пропущенные буквы.**

...our ...appy ...aces and ...ive ...ands in the ...an.


# Структура раздела

## Урок 5 Обобщение и систематизация

### Review

- 1 1.71 Посмотри и напиши в тетради.  
Послушай и проверь себя.

• arms • feet • hands • heads • legs • toes



- 1 I've got three ... . I've got six ... . I've got two ...  
2 I've got four ... . I've got five ... . I've got ten ...

- 2 Прочитай слова по транскрипции и напиши их в тетради.  
[leg], [hed], [hænd], [red], [bend], [klæp], [stæmp]

- 3 1.72 Послушай и напиши номер в тетради.




- 4 **Solve** Выполни задание на с. 71.

### Tests are easy!

3

Посмотри, прочитай и скажи: верно (True) или неверно (False).



- 1 I've got eight fingers. I've got red knees.  
 True  False
- 2 I've got a yellow tummy. I've got three legs.  
 True  False
- 3 I've got a green face. I've got four hands.  
 True  False
- 4 I've got five feet. I've got white toes.  
 True  False
- 5 I've got a blue head. I've got three arms.  
 True  False

Now I can ... / Теперь я могу ...

- ✓ называть части тела
- ✓ говорить о своём теле
- ✓ делать комплименты
- ✓ придумать и провести зарядку

# Обобщение и систематизация

## Review

1 **Communicate** In pairs, ask and answer.

cook   sing   drive a bus   play the violin  
look after a cat   act   serve food   grow fruit

What is the bus driver doing?

She's driving a bus.



2 **Communicate** Tell your partner what you must and mustn't do in the park.

## Green Park

✓ walk on the path   ✓ ride bikes   ✓ put litter in the bin  
✗ swim in the river   ✗ drop litter   ✗ feed the birds

You mustn't swim in the river!

## Team up! Challenge

Challenge your classmates and play the game!  
Work in two teams. Look back through the unit to find the answers to these questions.  
1. Find a plate of sandwiches. (1 point)  
2. How many ravens are there in the Tower of London? (1 point)  
3. What do foley artists do? (1 point)  
Now think of three more questions to ask the other team.  
Ask and answer! Each correct answer gets 1 point.



# Разделы CLIL

**Social Science**
**A**

## WHAT CAN WE SEE ON A MAP?

**Think** ① What do you know about maps?

**Learn** ② 2.63 Послушай, прочитай и проверь.

**Satellite map**

**Satellite**

**What are maps?**

Maps are drawings of places. We can see our country and our town on maps. There are rivers and mountains on maps, too.

Satellite images are different. They show photographs of places, not drawings. The images come from satellites in space. They show farms and woods. They've also got parks and paths on them. Satellite images are exciting!

**Compass**

Maps have got the names of places on them. They've also got a compass on them. The compass shows north, south, east and west.

**Check** ③ Прочитай и выбери.

- 1 Maps have got the names of people places.
- 2 The compass shows north names.
- 3 Satellite images are old different.
- 4 Satellite images have got drawings photographs on them.
- 5 Satellite images have got haven't got parks and paths on them.

**24** twenty-four
**25**

**B**

Look! This is a map of Australia. Australia is a beautiful country! People speak English there. The capital city of Australia is Canberra.

① Найди на карте.

- the capital city — Canberra
- big cities — Sydney, Perth, Melbourne
- lake — Lake Eyre

The capital city — Canberra — is in the south

② Посмотри на карту и скажи. What's in the north, south, east and west?

**Show what you know**

Посмотри на карту Соединённого Королевства. Сделай свою карту.

Country	Australia
Capital city	Canberra
Language	English
Flag	
Money	Australian dollars

Country	the UK*
Capital city	London
Language	English
Flag	
Money	Pounds

\*the United Kingdom of Great Britain and Northern Ireland
**25**

три раздела, после 3,6 и 9 раздела (юнита) УМК. Все три раздела опираются на другие предметные области (естествознание и обществознание, изучаемые в предмете «Окружающий мир»).



# My Culture

находятся в конце каждой из частей учебника, и включает в себя 5 частей, каждая из частей интегрирует материал нескольких содержательных разделов, поэтому рекомендуется изучению раздела My Culture посвятить один урок после 1, 3, 5, 7 и 9 разделов.



- 1 Посмотри на картинки. В этих местах?
- 2 Прочитай текст и проведи предложения.



This is Yakutsk. It is a city in the north of the Lena in Siberia in Russia. It has very cold winters and warm summers. The temperature is -40°C.

1 Read and match the pictures.



Eurasian lynx



steppe



This is a tropical beach. It is often rainy and even trees are green.

3 Прочитай и отгадай.

- 1 It is a very warm place.
- 2 It is very cold and warm in summer.
- 3 It is often rainy and even trees are green.

- A This animal has a grey tail. It lives in the steppe region of Russia.
- B This animal has a brown stripe on its head, back and tail.
- C This animal has a brown stripe on its back.
- D This animal has a grey tail. It lives in the steppe region of Russia.
- E This animal is a night animal. It has brown fur with black spots. It has a short tail.

- 1 What do you like doing on holiday? Do you go to a different place or do you stay at home?
- 2 Look at the pictures. Do you know this person? What is he famous for?
- 3 Read the text and find the sentences to describe the photos.

## Famous Cat Show

Yury Kuklachev is a circus actor. He is famous for his Cat Theatre. When he was a little boy, he wanted to be a clown. His dream came true in 8 years. One day Kuklachev took a cat in his circus number. And since then he works with cats. Cats are very difficult to train. They want to do only what they want. Yury Kuklachev knows a lot about cats. He loves cats very much and the cats love him too.

He has many different cats. His cats walk on the stick, his cats dance. His cats jump into the ring. His cats skateboard.

Yury Kuklachev's show is popular in many countries. He has a lot of prizes. There are about 200 cats in his theatre. Yury Kuklachev also opened a museum of cats. Cats walk, sit, jump where they want in this museum and people can touch them.




# Festivals

## World Book Day

1  3.59 Listen and read.

My name's Emily!  
World Book Day is my  
favourite day at school!



World Book Day is in March every year in the UK, and it's the best day of the school year! We all dress up as characters from our favourite books. Today I'm dressing up as Wally from 'Where's Wally?', and my best friend Oliver is dressing up as Willy Wonka from 'Charlie and the Chocolate Factory'. My little sister, Betsy, is Little Red Riding Hood. There's a parade around the school. We walk around the school and then there's a special assembly in the school hall. Our parents watch the assembly. We all show our books and talk about our characters. It's an amazing day!

2 Complete the summary.

- assembly • Wally • characters • parade • books
- Little Red Riding Hood • March

World Book Day in the UK is in (1) **March**. Children dress up as their favourite book (2) ... . This year, Emily is dressing up as (3) ... . Emily's little sister is dressing up as (4) ... . There's a (5) ... around the school. Then there's a special (6) ... . The children show their (7) ... and talk about their characters.

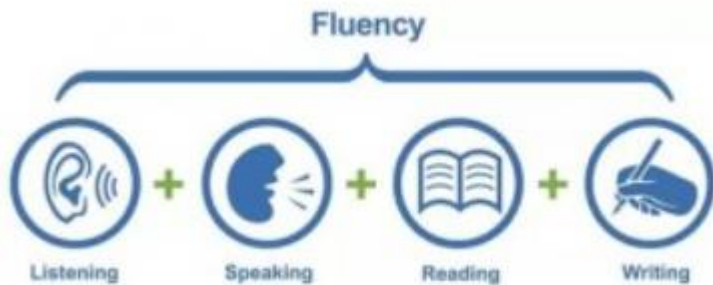
Материалы этих разделов не связаны с основным содержанием курса лексически или грамматически, и могут использоваться учителем гибко в дополнение к материалам уроков в соответствующие даты. Также материалы разделов, посвященным праздникам, можно использовать и во внеурочной деятельности.

# Требования ФГОС

**Беглость**



Коммуникативные умения



**Грамотность**



Лексическая и грамматическая  
сторона речи





# Диалог (этикетного характера, диалог-расспрос) (3 реплики со стороны каждого собеседника)

Беглость

Грамотность

3 **Communicate** Сыграйте в «Крокодила».

What's this?  
Is it a bike?  
No, it isn't.  
Is it a scooter?  
Yes, it is.

1.25 Grammar p. 77  
Is it a swing?  
Yes, it is.  
No, it isn't.

2 **Communicate** 1.27 [http:](#) Вырежи. Потом послушай и сыграй.

What's this?  
Is it a bike?  
No, it isn't.

2 1.23, 1.24 **Послушай и спой.**

Come and play outside today.  
Come and play with my new toy.

Is it a ?

Come and play outside today.  
Come and play with my new toy.

Is it a ?

1 1.26 **Послушай и скажи правильный ответ.**

1 A B C


2 A B C

3 A B C

# Монологические высказывания (описание; повествование/рассказ) (не менее 3 фраз)

## Грамотность

Беглость

2  2.28, 2.29 **Послушай и найди. Потом послушай и спой.**



I've got a new pet.  
Can you guess what it is?  
I've got a new pet.  
Now guess what it is!

It's got brown fur  
and it's got a long tail.  
It's got four legs  
and it's got big teeth.  
What is it? What is it?  
Can you guess?  
It's a dog. Yes, it is.



It's got four legs  
and it's got a small head.  
It's got a shell  
and it's got  
What is it? What is it?  
Can you guess?  
It's a tortoise.

1 **Прочитай текст. Выбери слово из рамки.**  
**Прочитай текст, используя нужные слова.**

### Animal fact file

Guinea pigs are small animals. A guinea pig has got ... (1) on its body. It's got ... (2) in its mouth. And it's got a ... (3).

Guinea pigs have got four legs and ... (4) have got two. A parrot has got two ... (5). It's got ... (6) on its body.



feathers



teeth



tail



parrots



wings



fur

Today is our Food Day.  
This is Russian ukha. It's  
fish soup. I like ukha.



на с. 66.

### Team up! Project

Сделай постер к Дню любимого блюда.

- 1 Выбери любимое блюдо.
- 2 Нарисуй его или найди картинку.
- 3 Напиши: *Today is ... This is ... I like ...*
- 4 Развесьте постеры в классе и расскажите друг другу о любимом блюде.

ukha



# Пересказ

## Беглость

- 3 **Communicate** Which park do you want to visit?  
Why? Tell your partner.

I want to visit Beringia because...

## Грамотность



The infographic features a globe with the word 'CULTURE' written across it. Below the globe are two photographs: one of Lake Baikal and another of a mountain landscape. The text is organized into several boxes with green and white backgrounds.

**National parks**

There are a lot of beautiful national parks in Russia and they are all very different.

**Pribaikalsky National Park**

The Pribaikalsky National Park is in Siberia. It is named after Lake Baikal, the deepest lake in the world! It is over 1.6 kilometres deep. You can see the Baikal seal here. They are called nerpas.

**Beringia National Park**

Beringia is one of the biggest national parks in Russia. Many scientists dream of visiting Beringia!

2 **After you read** Read and say True or False.

1. The Pribaikalsky National Park is in the USA.
2. The Baikal is the deepest lake in the world.
3. Many scientists want to visit Beringia.
4. You can see a blue whale in Beringia.
5. Elbrus is the longest river in Europe.
6. There are a lot of wild animals in Beringia.



# Писать с опорой на образец электронное сообщение личного характера (до 50 слов)

## Writing

- 5 Read Andrey's letter. What are the names of the rivers in his city?

Hi,  
My name's Andrey. I live in Samara. 400 years ago there were a lot of boats on the rivers Samara and Volga. There weren't cars or buses. There was only a big fortress.

Today, Samara is a big, modern city. There are a lot of cars, buses and trains. There are a lot of beautiful buildings and monuments here. Come to our city!

Best wishes,  
Andrey



- 6 Write a letter to your pen friend about your city in the past and now.

1 Plan.

- What's the name of your town or city?
- What was there 500 years ago?
- What can you see here now?

2 Write.

My name is...

I live in... 500 years ago, there were/weren't...

Today, there are/aren't...

Best wishes, Your name

3 Check your work.

Start a new paragraph with *Hi*, end with *Best wishes, your name*.

## Writing

- 5 Read the letter. What kind of holiday is Ira on?

1. A city holiday
2. A mountain holiday
3. A beach holiday

Dear Charlie,  
How are you? I hope you're well. The weather is very sunny here. I go to the beach every day and swim. I'm very excited because tomorrow we are going to visit Barcelona!  
See you soon!  
Love,  
Ira

- 6 Write a letter to your friend.

1 Plan.

- Who are you going to write to?
- What's the weather like? What did you do yesterday? What are you going to do tomorrow?
- Finish the postcard.

2 Write.

Dear...,

The weather is... Yesterday I... Tomorrow I'm going to...

See you soon!

Love,

Ira

3 Check your work.

- Correct start and finish lines in your letter?

# Содержит

- Раздел **Progress Path** в конце каждой части УМК, предназначенный для саморефлексии учащихся, и предполагающий решение загадки по материалам раздела.
- Подробный грамматический справочник (**Grammar Reference**) в конце каждой части УМК на русском языке.
- Словарь (**Vocabulary**) в конце каждой части УМК.

# Дополнительные рубрики внутри каждого раздела

- Рубрика “**Team Up Project**” призвана сформировать базовые умения осуществления проектной деятельности, для этого учащимся предлагается выполнить проектное задание согласно плану. Во 2 классе все инструкции даны на русском языке и снабжены языковой и речевой опорой на английском языке. Также, учащиеся видят пример выполнения задания на иллюстрации. Данная рубрика связана с языковым и речевым материалом раздела и может быть использована учителем гибко, как в самом конце изучения раздела, так и в процессе изучения. Все проекты содержат индивидуальный этап, когда каждый учащийся выполняет проект и групповой этап, в котором учащиеся обмениваются результатами или создают общий групповой проект.



3 ▶ Хочешь узнать больше? Посмотри видео.

My costume is red.  
I stamp my feet.

Team  
up!

## Project

Сделай праздничный постер.

- 1 Выбери праздник.
- 2 Нарисуй костюм на праздник.
- 3 Напиши: *My costume is*
- 4 Покажи свой постер с



Team  
up!

## Project

Make a poster about your perfect school.

1. In groups, choose a name for your school.
2. Write about your school:
  - Is the school building old or modern?
  - What time does the school day start and finish?
  - Do you have a school bag? Do you wear a uniform?
  - What do you do after school?
3. Draw your perfect school.
4. Present your poster to the class.

Cool School



# Дополнительные рубрики внутри каждого раздела

Рубрика “**Phonics**” знакомит обучающихся с правилами чтения букв, транскрипционными значками, содержит тренировочные упражнения. Эта рубрика тоже может использоваться учителем гибко, на любом уроке, где это представляется более эффективным в данной конкретной группе

**Phonics**

1  1.35 Прслушай и произнеси.

cake [eɪ] plane [eɪ] kite [aɪ] bike [aɪ]

2 Прочитай слова.


1 name, late, lake, cake, plane  
2 like, bike, kite, fine, ride

3  1.37 Прслушай и повтори скороговорку.


Jake's got a bike, a cake, a kite and a plane.



**Pronunciation**

5  1.41 Listen and say the tongue twister.

My teatime is at five!  
Can I buy an apple pie?  
My dinner time is at nine.  
Then close your eyes and say good night!



Дополнительные рубрики внутри каждого раздела


American English vs. British English



# Основные характеристики УМК

# Продуктивность

Материал учебника формирует необходимые для развития лингвистической компетенции теоретические знания, но основной акцент делается на конкретный речевой результат (устный или письменный), имеющий коммуникативную ценность и практическую значимость.




1  1.47 **Послушай и прочитай.**




Is this your pen?  
Yes, it is.  
Can I borrow it, please?  
Yes. Here you are.  
Thank you.

2  **Communicate** **Разыграйте диалог. Используйте другие школьные принадлежности.**

pencil rubber ruler book crayon

2  **Communicate**  1.64  **Вырежи. Потом послушай и сыграй.**



# Продуктивность

## Письменная речь

### Writing

6 Read the text. What is Artyom's favourite lesson?

1. Maths    2. Science    3. Music

**My favourite lesson** (By Artyom)

My favourite lesson is Music. I like it because we sing a lot in our lessons, and we play the guitar and the piano. I also like my Maths lessons because I like learning about numbers.

7 Write about your favourite lesson or after-school activity.

1  Plan.

What's your favourite lesson/after-school activity?


Why do you like it?

What other lesson/activity do you like and why?

2  Write.

My favourite lesson/after-school activity is...

I like it because...    I also like...    I like it because...

3  Check your work.


Capital letters, spelling, handwriting?

### Team up! Project

Создай меню популярного завтрака в твоей стране.

- 1 Together, think of a name for your café.
- 2 Make a breakfast menu.
- 3 Find photos, draw and write. **This is ... We have ...**


een

1  Посмотри, прочитай и выбери слова из рамки. Перепиши предложения в тетрадь.

artist    can    car    name    sister    underground



This is my ... .  
Her ... is Kate.  
Kate is an ... .  
She ... draw beautiful pictures.  
She doesn't have a ... .  
She goes to work by ... .

2  Напиши о члене своей семьи. Нарисуй его/её.

This is my ... .  
Her/His name is ... . ... is ... .  
She/He can ... .  
She/He ... .  
She/He goes to work ... .



# Избыточность


Обеспечивает вариативность урока, позволяет **индивидуализировать и дифференцировать процесс обучения**. В рамках одного и того же упражнения учащимся предоставляется **право выбора речевых средств** в соответствии со своими потребностями, интересами, настроением, контекстом деятельности, мнением.

Более 50 типов заданий, сочетающих в себе как экзаменационные форматы, так и творческие, оригинальные задания.

3 1.40 Listen, read and check.



Say it!



◀ Hi! Can I help you?  
Hello. Can I have six apples, please? ▶  
◀ Sure. Anything else?  
Can I have four oranges and some grapes, please? ▶  
◀ Here you are. Anything else?  
No, that's it, thanks. ▶  
◀ Right... that's five pounds, please.  
Here you are. ▶

Can I help you?  
Can I have six apples / some grapes, please?  
Here you are! Anything else?  
No, that's it, thanks!  
That's five pounds, please.

# Гибкость

- Возможность выполнять одно и то же задание в разных режимах взаимодействия учителя и учащихся
- Возможность расширить или сократить количество изучаемого материала в зависимости от группы
- Вариативные рубрики (праздники, CLIL, My Culture)
- Основной материал присутствует в разных форматах (тексты – в печатном и аудио, грамматика – в графическом и текстовом)

# Результаты ФГОС

1) **личностных**, включающих готовность и способность обучающихся к саморазвитию, сформированность мотивации к обучению и познанию, ценностно-смысловые установки обучающихся, отражающие их индивидуально-личностные позиции, социальные компетенции, личностные качества; сформированность основ гражданской идентичности.

2) **метапредметных**, включающих освоенные обучающимися универсальные учебные действия (познавательные, регулятивные и коммуникативные), обеспечивающие овладение ключевыми компетенциями, составляющими основу умения учиться, и межпредметными понятиями.

3) **предметных**, включающих освоенный обучающимися в ходе изучения учебного предмета опыт специфической для данной предметной области деятельности по получению нового знания, его преобразованию и применению, а также систему основополагающих элементов научного знания, лежащих в основе современной научной картины мира



# Tests are easy

- 1 Прочитай и скажи: верно (True) или неверно (False).



- 1 I can play baseball. True False  
 2 I can take photos. True False  
 3 I can't fly a kite. True False  
 4 I can't paint a picture. True False  
 5 I can play the guitar. True False  
 6 I can't run. True False

- 2 Прочитай слова по транскрипции и запиши их в таблицу в тетради.

[frɒm], [kaɪt], [gɒt], [kæən], [flaɪ], [raɪd], [dɒg], [kæɪt]

[ɒ]	[aɪ]	[æ]

## Tests are easy!

3

- 1 Посмотри на картинку, прочитай и скажи верно (True) или неверно (False). Исправь неверные предложения. Запиши предложения в тетрадь.



This is my friend Sally.

- 1 She plays tennis on Monday.  
 2 She doesn't do anything at the weekend.  
 3 She plays the piano on Friday.  
 4 She doesn't read books on Tuesday.  
 5 She watches TV on Wednesday.  
 6 She roller skates on Thursday.

- 2 Скопируй таблицу в тетрадь. Спроси друга. Запишите ответы друг друга.

What do you do on Monday?

I play the piano on Monday.

Ok. What about Tuesday?

Monday	Tuesday	Wednesday	Thursday
Friday	Saturday	Sunday	

- 3 Напиши о своём друге.

This is my friend ... . He/She ... on Monday. He/She ... on Tuesday. He/She ... on Wednesday. He/She ... on Thursday. He/She ... on Friday. He/She ... at the weekend.


# Tests are easy


## Skills

### Reading

1 **Before you read** Look at the photos. What do you think these people do?

2 **2.20** Listen and read. Were you right?

**I love my job!**  What do you want to do when you're older? Let's find out about some really amazing jobs!



**Warren** **Video game animator**  
I'm a video game animator. I draw the people in video games. First, I draw the person. Then, I make the person move. An animator must work very slowly and carefully!

**Martina** **Zoo vet**  
I take care of animals at the zoo. Most vets work with dogs and cats, but I see birds, snakes, turtles, giraffes and elephants! In this picture, I'm taking care of a parrot!



**Mike** **Foley artist\***  
I make sounds for TV programmes and films! When you're watching a bird on TV, you hear the bird's wings. I make those sounds in a studio! To make the sound of a bird's wings you must move a pair of gloves. Listen! You try it!



\* foley artist /'fəʊli 'ɑ:tɪst/ n – актёр, который может голосом подражать разным звукам

3 Read the sentences and say True or False.

- Drawing people in video games is very quick.
- Martina only sees dogs and cats in her job.
- A foley artist makes music for TV programmes.
- Moving a pair of gloves makes a sound like a tiger.

Number 1.  
False.

### Listening

4 **2.21** Listen and write.

- Tessa is an **actress**.
- She's ... years old.
- Now working in a ...
- Also works in films and ...
- Likes TV work because it's ... and fun.



### Speaking

5 Ask and answer with six partners. Complete the table.

What do you want to be when you grow up? Why?

When I grow up, I want to be a mechanic because I like cars.

Name	Job	Why?
Ivan	mechanic	likes cars

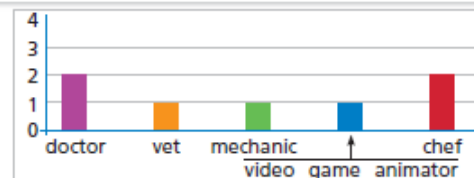
### Writing

6 Read the report. Then write your report.

- How many children want to be chefs?
- What does Maxim want to be?

#### Jobs report (By Maxim)

Here are my results: Polina and Igor want to be doctors because they want to help people. Ivan wants to be a mechanic because he likes cars. Sergey wants to be a vet because he likes animals. Zhanna and Sveta want to be chefs because they love cooking. When I grow up, I want to be a video game animator because I love video games.



# Soft skills

Гибкие **навыки** или **мягкие навыки** (англ. soft skills) — комплекс неспециализированных, важных для карьеры надпрофессиональных **навыков**, которые отвечают за **успешное участие в рабочем процессе, высокую производительность** и являются сквозными, то есть не связаны с конкретной предметной областью.





Суть термина – в объединении 5 групп качеств человека, комплексное развитие которых влияет на жизненный успех:

- Коммуникативные;
  - Ценностные;
  - Волевые;
- Интеллектуальные;
  - Лидерские.

# Этикет и навыки бесконфликтного общения

1  2.52 Послушай и прочитай.



I'm hungry. Can I have an **apple**, please?

Yes, sure. What about a drink?

Yes, please. Can I have some **milk**, please?

Here you are.

Thank you.

2  **Communicate** Разыграйте диалог. Используйте другую **еду** и **напитки**.


orange

banana

carrot

juice

Phonics

3  2.33 Listen, read and check.



- What shall we do, Tina?
- Do you want to play a computer game?
- Not really. I'd rather play chess.
- I can't play chess very well. I'd rather go fishing!
- Good idea!
- OK, let's go fishing on the lake!

Borrowing things

1  1.47 Послушай и прочитай.



Is this your **pen**?

Yes, it is.

Can I borrow it, please?

Yes. Here you are.

Thank you.

2  **Communicate** Разыграйте диалог. Используйте другие **школьные принадлежности**.

pencil

rubber

ruler

book

crayon

Phonics

# Этикет и навыки бесконфликтного общения

Эмоционально  
заданные  
ситуации

- 1 Before you read How many rabbits can you see?  
2 2.26 Посмотри или послушай и прочитай.

**The strange eggs**

1 Look. Let's help the animals.  
2 These are guinea pigs.  
Good idea!  
And these are baby rabbits. They're small!  
Yes! I like animals!  
3 What are these? They're white mice.  
And these are snakes.  
It's OK, Einstein. Don't worry!  
Wow! It's a big spider!  
It's got eight legs!  
5 Look! What are these?  
eggs.  
Bad cat!  
Oh dear.  
Animals are inside the eggs!

- 3 Communicate Сыграйте в «Крокодила».

Clean the floor.

He's cleaning the floor.

3.10 Grammar p. 69  
He's tidying up.  
She's tidying up.

6 Be careful, Ben.  
OK.  
The next day  
8 No, it isn't. Look, no feathers.  
But it's got a shell.  
Six eggs. OK, that's good.  
7 Oh! It's a baby tortoise!  
Yes! Now let's go outside and see the mum!

- 3 After you read Посмотри на историю. Прочитай и выбери.  
1 They're small big rabbits.  
2 They're brown white mice.  
3 It's a big small spider.  
4 They're parrot tortoise eggs.  
4 Team up! Разыграйте историю.



# Командная работа

**Team up!**

## Project

Организируйте выставку домашних питомцев в классе.

- 1 Выбери животное для выставки.
- 2 Нарисуй его.
- 3 Напиши: *It's a ... It's got ...*
- 4 Развесьте постеры в классе, расскажите о ваших питомцах.



It's a hamster. It's got big teeth and short fur.

12 twelve

- 4 **Team up!** Разыграйте историю.

**Team up!**

## Challenge

Challenge your classmates and play the game!

Work in two teams. Look back through the unit to find the answers to these questions.

1. Find a picture of a school bag. (1 point)
2. What British food is very popular at children's parties? (1 point)
3. What does Dora Patterson cook with bread, cheese, one egg, milk and salt? (1 point)

Now think of three more questions to ask the other team.

Ask and answer! Each correct answer gets 1 point.

# Критическое мышление

- Анализ информации
- Категоризация
- Сравнение и сопоставление

## 3 Соотнеси ситуации и советы.



1 I'm going to Yakutsk for winter holidays.



2 I'm going to Sochi in summer.



3 I'm going to Saint Petersburg in autumn.

- A** Take your sweater and your umbrella. It's often rainy and not very warm.
- B** Oh, it is very cold there. Take a warm coat and warm boots. Take your sweater, too.
- C** Take your sunglasses and your shorts. It's very warm and sunny.

sixty-three

## 1 Read and match the texts with the pictures.



Eurasian lynx



steppe wolf



Siberian tiger



polar bear



striped field mouse

- A** This animal is very big. It 1) ... white fur. It is plain. It 2) ... stripes. It 3) ... spots. It lives in the tundra region of Russia.
- B** This animal is big and dangerous. It 4) ... stripes on its head, back and tail.
- C** This animal is very small. It 5) ... a small brown body with brown fur. It 6) ... a long tail. It 7) ... two black stripes on its back.
- D** This animal 8) ... grey and brown fur. It 9) ... a long grey tail. It lives in the steppe region of Russia.
- E** This animal is a night animal. It 10) ... brown fur with black spots. It 11) ... a short tail.

## 4



Think!



Sort the words from Exercise 2. What other words can you think of? Add them to the table.

School subjects	People	Places	Things
Maths			

# Информационные навыки


## Team up! - Project

Make a graph about how you go to school.

- 1 Together, ask and answer about how you go to school.
- 2 Count the number of students for each transport.
- 3 Draw a graph.
- 4 Write. I'm ... I go to school by ... In our group, ...
- 5 Tell the class.

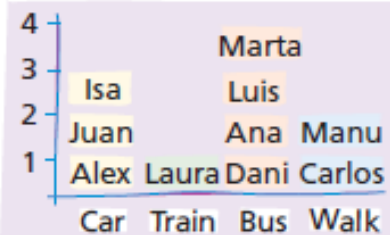
I'm Lisa. I go to school by car. In our group, three students go to school by car...



3  Solve Сделай задание на с. 60.

48 forty-eight

HOW WE GO TO SCHOOL



Thank you! 😊😊😊

Let's learn English and communicate!