



ОСНОВАНО В 1930

Реализация требований ФГОС 2021 в линии УМК Английский язык. «Сферы» (2-11)

Смирнова Елена Юрьевна,
учитель английского языка высшей категории школы №
1282 «Сокольники», Заслуженный учитель РФ,
автор УМК серии «Сферы» (2-11 кл.)

ГРУППА КОМПАНИЙ «ПРОСВЕЩЕНИЕ»

Все права защищены. Никакая часть презентации не может быть воспроизведена в какой бы то ни было форме и какими бы то ни было средствами, включая размещение в сети Интернет и в корпоративных сетях, а также запись в память ЭВМ, для частного или публичного использования, без письменного разрешения владельца авторских прав. © АО «Издательство "Просвещение"», 2020 г.

ФГОС и содержание образования



ФГОС 2021

**Приводят Стандарты в соответствие Федеральному закону
«Об образовании в Российской Федерации»**

**Устанавливают вариативность сроков реализации
программ (не только в сторону увеличения, но и в сторону
сокращения)**

**Детализируют условия реализации образовательных
программ**

Систематизируют конкретизированные результаты

Системно-деятельностный подход

**Личностные результаты
(ценности и мотивация)**

**Формулировки
личностных результатов:**
«ценностное отношение к»
«уважительное отношение к»
«интерес к»

Метапредметные результаты («soft skills»)

**Формулировки метапредметных
результатов:**
«находить»
«выявлять»
«устанавливать»
«выбирать»

Предметные результаты

**Формулировки предметных
результатов:**
«осознавать»
«понимать»
«владеть»
«использовать»
«приобретать опыт»

Навыки XXI века

Фундаментальные знания (применение полученных знаний в повседневной жизни)

- Языковая (читательская) грамотность
- Математическая грамотность
- Естественно-научная грамотность
- ИКТ грамотность
- Финансовая грамотность
- Культурная и гражданская грамотность

Компетенции (решение сложных задач)

- Критическое мышление
- Креативность
- Коммуникация
- Сотрудничество

Личностные качества (Решение задач в изменяющихся условиях)

- Любознательность
- Инициативность
- Упорство/ настойчивость
- Гибкость
- Лидерство
- Социальная и культурная осведомлённость

Отражены в требованиях к предметным результатам по иностранному языку

Читательская грамотность

Понимание основного содержания текста

Извлечение нужной информации

Понимание графической информации

**Определение основной мысли,
понимание взаимоотношения между частями текста**


**Представление содержания в виде таблицы, схемы;
создание письменного и/или устного высказывания по
таблице**

Умение пользоваться справочной литературой

Читательская грамотность

Понимание основного содержания текста

Извлечение нужной информации



7. Давай читать. Прочитай предложения. Покажи на соответствующие картинки.

The dog wants a bone.
The cat sits on the wall.
The rabbit wants a carrot.
The mouse is under the window.



Проверочное занятие

1. Посмотри на семейное дерево Бена на с. 23. Скажи, кто эти люди.

- 1 Jenny is Ben's ...
- 2 Emma is Ben's ...
- 3 Ann is Tom's mummy. She is Emma's, Ben's and Peter's ...
- 4 John is Jenny's daddy. He is Emma's, Ben's and Peter's ...
- 5 Tom is Ben's ...
- 6 Peter is Ben's ...

Extended reading

A day in the life of ...

A day in the life of Jack Hanson
by Jack Hanson

My family has got a bed and breakfast. We get up early every morning. First I make my bed and have my shower. And then I get things ready for breakfast. I put the table in the kitchen for breakfast. After breakfast I go to work.

Window on the world

School uniforms

At most schools in Britain the students wear uniforms. Cotham School has got a modern uniform: a sweatshirt and trousers. There is a school crest on the sweatshirt. At Cotham boys and girls have got the same uniform.

But at lots of schools in Britain the students wear traditional uniforms. For boys, the traditional school uniform is a shirt and a tie, a blazer and trousers. Girls wear a blazer and a tie too, but they usually wear a blouse and a skirt, not a shirt and trousers. The blazers, trousers and skirts in most uniforms have got dark colours – black, blue, grey, etc.

Students wear uniforms in many other countries too. In Japan girls often wear sailor uniforms, and boys often wear army uniforms. In Malaysia the Muslim girls cover their hair.

Not all students like school uniforms. Some students say: "Why can't I wear my clothes?" But other students say: "Uniforms are OK. Rich or poor: all students wear the same clothes."

Britain
Japan
Malaysia

Remember the comparative

a) Read the text. Right or wrong? Correct the wrong sentences.

- 1 Cotham School has got a modern uniform.
- 2 At Cotham boys and girls have got different uniforms.
- 3 Not many schools in Britain have got uniforms.
- 4 In Britain traditional uniforms are the same for boys and girls.
- 5 Traditional uniforms are usually yellow or pink.
- 6 There are only two other countries where they wear uniforms.
- 7 In Japan girls and boys wear uniforms.
- 8 All students like uniforms.

Russian corner

Russians are great collectors

From icons to eggs, you can find collections of everything in Russia. But what do collectors do with all the things they love? Often the answer is to start a museum. Then people from all over the country can enjoy them. Here are two examples.

In 1856, at the age of 24, Tretyakov, a rich businessman, starts a collection of pictures by Russian artists. Later, he gives all the pictures to the Russian people as a present. Today this collection is the famous Tretyakov Gallery in Moscow with pictures from hundreds of years of Russian history.

The only Mouse Museum in the world is in the small town of Myshkin on the Volga River. People from all over the world send their mice to the museum: paper mice, soft toys, pictures, etc. Now the village is famous of visitors every year: boats with tourists people visit the museum.

a) Read the text aloud. Match parts of sentences and make correct sentences.

1 The Mouse Museum has got	A about
2 The pictures in the Tretyakov Gallery are	B to start
3 Visitors come to	C the Museum
4 Collectors often decide	D museum

b) Find the correct form of the word collect.

- 1 a person: ...
- 2 verb: ...
- 3 noun: ...

Cross-curricular studies: literature

Poetry Club

Here are some poems they read in Cotham School's Poetry Club last week.

THE RAINBOW CHANT

What do we draw? Clap clap clap
What do we see? Clap clap clap
What do we like? Clap clap clap

Give us an R Clap clap clap
Give us an A Clap clap clap
Give us an I Clap clap clap
Give us an N Clap clap clap
Give us an O Clap clap clap
Give us an W Clap clap clap

Give us a nice ... RAINBOW
We like this nice bright RAINBOW!

Clap clap clap
Clap clap clap
Clap clap clap

PLACES AND FACES

I remember the places
I love best of all.
I remember the faces,
I remember them all.
They are open and funny,
They are close and dear,
And in sorrow and trouble
They are always here.

BLUE IS THE SEA

Blue is the sea,
Green is the grass,
White are the clouds,
As they slowly pass.
Black are the crows,
Brown are the trees,
Red are the sails
Of a ship in the breeze.

Anonymous


SNOW

Snow falls from the skies,
Trees and grass it covers.
Snow falls on my palms
Like tiny icy flowers.



Читательская грамотность

1. Давай говорить. Сопоставь страны на карте с флагами и назови их столицы. Скажи: Picture ... is the UK with its capital ...



Понимание графической информации

	horses	fish	cats
Lucy	✓	✓	X
Jo	✓	X	✓
Tim	✓	X	✓
Sergey	✓	X	
Becky	✓	✓	
Sandy	X	✓	

	✓	X
1 Drinks	lemonade orange juice	milk apple juice
2 Dinner	chicken cheese sausages	fish
3 Breakfast	muesli eggs	cornflakes marmalade




Name:
James/Chris
I live in ...
Bristol/London
Age:
7/8
Pet:
hamster/bird
Hobby:
playing football/watching TV
Telephone number:
0117 786 4299/0207 904 3258



	Monday	Tuesday	Wednesday	Thursday	Friday
1	...	Russian
2	Science	Geography	Maths	Maths	Drama
3	Science	PE	English	English	Science
4	Drama	PE	PE
5	...	PE	Geography	PE	Music
6	English	Music	...	Russian	Maths

Читательская грамотность

Определение основной мысли, понимание взаимоотношения между частями текста



3. **Давай читать.** Работайте в парах. Посмотрите на картинки. Прочитайте рассказ вслух, расставив события в правильном порядке.



b) Match the phrases in the speech bubbles with the photos. Then put everything in the correct order.

- A He's very nice, too.
- B Are there girls in your form, too?
- C Is the teacher nice?
- D Dilip, who is this Emily?


E Jo and Dan are twins.

F Hi, Mum. I need my tea.



c) Read the following sentences. Which heading do they go with? Put the sentences in the right order.

- A Bonny told Jonah to help.
- B Captain Rackham and Bonny climbed up on the *Silver Swordfish*.
- C Jonah saw a beautiful woman.
- D It was night in the captain's cabin.
- E Jonah was on the plank. The captain pushed him.
- F The *Silver Swordfish* took a Spanish galleon.



Читательская грамотность

Представление содержания в виде таблицы, схемы;
создание письменного и/или устного высказывания по
таблице



1. Составь предложения с помощью картинок.

I		in the		.
I		in the		.
I		in the		.
I		in the		.

1. Домашнее задание:
Нарисуй на листочке бумаги членов своей семьи. Каждого помести в отдельный квадратик и напиши их имена. Используй упр. 3 на с. 23 в качестве примера.

2. Ответ в классе:
Покажи свой рисунок в классе. Расскажи о своей семье на английском языке. Используй предложения:

My sister's name is ...
My grandma's name is ...

This is my family.
My sister's name is Emma.

2 STUDY SKILLS Mind maps
Диаграммы связей помогут тебе собрать воедино все твои идеи, когда нужно сделать презентацию или написать о чём-то.

6 VOCABULARY A sports and hobbies mind map
Copy the mind map and add three examples for each branch.


GRAMMAR FILE 14

3 LOOKING AT LANGUAGE exs. 1, 2
Find sentences with *some* and *any* in the dialogue in ex. 1.

Positive statements	Negative statements	Questions
Let's buy her some soap.	She hasn't got
...
...



Читательская грамотность



Умение пользоваться справочной литературой

W w wall window warm

Буква **w** может читаться как [w] twelve, warm (тёплый). После гласных **a, e, o** буква **w** не читается, как в слове window.

Be polite!
What is the time, please?
Can I see it? — Here you are.
Thank you. — You're welcome.

5. Давай тренироваться. Какими видами спорта ты умеешь заниматься? Спроси своего одноклассника.

Грамматика, с. 133
I can/I can't — Я умею/Я не умею
Can you ...? — Ты умеешь ...?

Singular I'm you're he's/she's/ it's	Negative I'm not you aren't he/she/it isn't
Plural we're you're they're	Negative we aren't you aren't they aren't

133

I can / I can't (Я могу (умею) / Я не могу (не умею).)
Can you ...? (Ты можешь (умеешь)...?)
Примечание: can't = cannot.



2.2 КАК СОСТАВИТЬ ДИАГРАММУ АССОЦИАТИВНЫХ СВЯЗЕЙ?

Шаг 1. Сделай список всех слов и выражений, которые ты вспомнишь по определенной теме. Например, можно сделать такой список по теме «Школа»:

Art, school bag, pencil, Maths, morning break, pencil case, rubber, science, pen, felt tip, ruler, exercise book, classroom, board, teacher, homework, worksheets, student, Geography, Biology, Russian, History, Music, lunch break, timetable

Шаг 2. Возьми чистый лист бумаги и несколько цветных ручек.

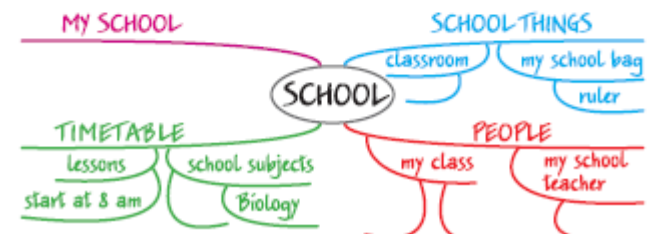
Шаг 3. Напиши тему в кружке (облачке) посередине листа:



Шаг 4. Придумай основные наголовки или группы для своих идей. Используй ручки разных цветов:




Шаг 5. Добавь ещё несколько идей к основным наголовкам/группам:



Шаг 6. Если хочешь, можно использовать символы или рисунки вместо слов:

Математическая грамотность



Урок 3

Давай выучим новые слова:

1 one **2** two **3** three **4** four **5** five

4. Давай говорить. Произнеси эти примеры на английском языке и скажи ответ.

$3 + 3 = ?$
 $6 - 4 = ?$

13 Say what the time is

It's eleven o'clock.
It's a quarter past ...
It's half past ...
It's a quarter to ...
It's five to ...

a) What's the time? Say these times:
6.05, 9.15, 4.25, 7.45, 3.40,
8.30, 12.18, 10.55, 2.36, 5.00

4. Давай тренироваться. Послушай номера телефонов. Покажи, какие номера правильные.



Cross-curricular studies: maths

The first Maths lesson

Mrs Black: Good morning. I'm your Maths teacher. My name's Mrs Black. Let's see how fast you are! What is this number? Five plus two — minus three — times four — plus ten — minus six — times two.
Dan: It's thirty.
Mrs Black: No, that's wrong.
Ananda: It's forty.
Mrs Black: Good! What's your name again?

a) Read the dialogue. Complete the sentences.

- Ten plus two is twelve.
- Thirty-one ___ twenty-one is ten.
- Twelve ___ five is sixty.
- Three ___ nine is twenty-seven.
- Nineteen ___ six is thirteen.
- Fifteen ___ five is twenty.

b) Copy and complete the chart. Then read out the numbers. Seven times three is twenty-one.

x	2	3	7	4
5				
7		21		

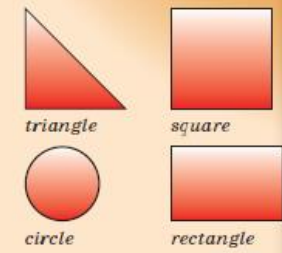
c) Talk about the points in their first Maths test.

Ananda is first.
Jo is ...
Sophie ...

Alex	47	Jack	35
Ananda	99	Jo	92
Anna	55	Kate	66
Becky	69	Peter	75
Dan	62	Sophie	87

d) Look at the names of the shapes on the left. What shape are these things?

- 1st first
- 2nd second
- 3rd third
- 4th fourth ...
- 5th fifth
- 6th sixth
- 7th seventh
- 8th eighth
- 9th ninth ...
- 10th tenth
- 11th eleventh
- 12th twelfth
- 20th twentieth



2. Проведи небольшой опыт. Расскажи о нём на английском языке.


Тебе понадобится:



a glass of water, blue ink, a white flower

- 1 Добавь чернила в стакан с водой.
- 2 Опусть белый цветок в стакан с голубой водой. Немного подожди.
- 3 Какого цвета стал цветок? Скажи:

The flower is ...



Давай выучим новые слова:



spring



summer



autumn



winter

Послушай и повтори.



7.2.2 5. Давай слушать. Послушай, затем прочитай описания и соедини их с животными. Описаний каких животных не хватает?



- 1 I have got four legs. I am big and pink.
- 2 I am red. I can swim. I live in the sea.
- 3 I am brown. I play ball in the garden. I don't like cats.
- 4 I am black. I don't like dogs.

2 LISTENING Homes for pets

exs. 6, 7


a) Say where the pets are.
The rabbit is in a hutch.
The dog is in ...



A a hutch in the garden
B a cage in the living room
C a cage in the living room



D a basket in the kitchen
E a basket in the bedroom



Cross-curricular studies: biology



Wild animals and their winter homes

Animals live in different places during the long, cold winter months. They need to eat and stay warm.



- A Many birds fly away. They go to countries where the weather is warm.
B A squirrel makes a nest at the top of a tree. It goes into a ball to keep warm.
C Bears sleep in caves in winter. They have their babies at this time.
D Beavers keep their food at the bottom of rivers or lakes, under the ice.
E Rabbits live in tunnels under the ground. They come out to look for food.
F Deer grow heavy fur coats for the winter. They stay together and keep warm.

Plural without "s":
one deer, two deer

1 You can read more about how animals spend winters here: <http://gotourl.ru/12184>.

a) Name the animals. This animal ...


- 1 can keep warm outside in the cold.
- 2 has its children in winter.
- 3 keeps its winter food in a special place.
- 4 lives in warm countries in winter.
- 5 looks for food outside its home.
- 6 stays in its nest.

b) Match verbs 1–6 from the text with prepositions A–F.


- 1 come
- 2 fly
- 3 live
- 4 look
- 5 sleep
- 6 stay

- A away
B for
C in
D in
E out
F together


ИКТ грамотность



— сделай проект или найди информацию в Интернете вместе с членами твоей семьи.




You can read more about how animals spend winters here:
<http://gotourl.ru/12184>.



В каких странах люди говорят по-английски? Узнай и напиши названия этих стран.

c) Have you got jumble sales in Russia? What can you buy there? (<http://gotourl.ru/12186>)





Задание:
Узнай и ответь на английском языке:
Сколько цветов на российском флаге?
Какие это цвета? (<http://gotourl.ru/12179>)
Узнай и ответь на русском языке:
У каких стран на флагах те же цвета, что на российском флаге?



d) Think of an idea for a new camp. Make a poster and present it to the class. Search the Internet for ideas.

d) Find out about other interesting Russian collections on the Internet. Tell the class. (<http://gotourl.ru/12187>)





Урок 5

Давай выучим новые слова:

£ round 1 round 2 pounds 5 pounds
Послушай и повтори.

1. Давай говорить. Работайте в парах. Решите примеры. Скажите: **One pound and one pound is two pounds** (Один фунт плюс один фунт равняется двум фунтам). Затем составьте два новых примера.

- ① + = ?
1 pound and 1 pound is 2 pounds.
- ② + = ?
2 pounds and 2 pounds is ___ pounds.
- ③ + + = ?
2 pounds and ___ pounds and ___ pound is ___.
- ④ + = ?
5 pounds and ___ pounds is ___ pounds.

4. Прочитай предложение вслух.
Silly Gilly has got a purple scarf, a red shirt, a blue and pink skirt and a big green ring!



5. Посмотри на картинки и скажи, сколько денег.

6. Прочитай вслух цены в магазине.
The school shop
pencil £1 glue £2 rubber £3
pen £2 pencil case £5 ruler £2



2. Давай читать. Посмотри на цены в магазине одежды. Скажи: **The coat is 5 pounds.** (Пальто стоит 5 фунтов).

Kids' clothes
coat £5 skirt £4
hat £3 scarf £2
shirt £4 T-shirt £3



3. Давай говорить. Послушай и покажи. Затем составь диалог со своим одноклассником.



The school shop
pencil £1
pen £2
rubber £3
pencil case £4



Window on the world

Jumble sales

Have you got some old things you don't need? Do you need to buy a present for somebody? Or do you just want a cup of tea and some tasty homemade cakes? Then go to a jumble sale. In Britain people like to organise jumble sales at weekends. There they sell old things that people don't want. And there is always something to eat and drink. The money goes to help a local hospital, a youth group, etc.

a) Read the text above about jumble sales. Benjamin is at a jumble sale. He needs a birthday present for his mum. Listen, then choose the correct answer.

- 1 Benjamin has got
a) £6.00.
b) £8.00.
c) £8.50.
- 2 The CDs are
a) £1.00.
b) £1.50.
c) £2.00.
- 3 Benjamin's mum only listens to
a) the radio.
b) CDs.
c) her MP3 player.
- 4 Katie's mum collects
a) clothes.
b) old books.
c) old plates.
- 5 The T-shirt is
a) yellow.
b) orange.
c) blue.
- 6 The red sports bag is
a) £6.50.
b) £7.50.
c) £8.00.
- 7 Benjamin takes
a) the red bag.
b) the blue bag.
c) the green bag.
- 8 The biscuits are for
a) Benjamin's mum.
b) Katie.
c) Benjamin and Katie.



English money
You say:


1p — one p [pi:]
45p — forty-five p
£1 — one pound / a pound
£1.25 — one (pound) twenty-five (p)
£2 — two pounds
£2.50 — two (pounds) fifty (p)
£3.79 — three (pounds) seventy-nine (p)

ney
Say how much money the ch
£55.55
Fifty-five pounds fifty-five



Культурная грамотность

Урок 1



Грамматика, с. 131
Have you got a brother? —
 У тебя есть брат?
Yes, I have. / No, I haven't.—
 Да, есть. / Нет.
I'm sorry.
 Иногда в отрицательные ответы добавляют I'm sorry! или Sorry! / Извини(те)!.
I'm sorry, I can't swim. Sorry, I'm late. / Простите, я опоздал.

Be polite!
What is the time, please?
Can I see it? — Here you are.
Thank you. — You're welcome.



2. Давай говорить. Посмотри на картинку. Что ты видишь? Какой праздник отмечают кенгуру?




b) Liz is at her friend Meg's party. She's talking to Meg's mother. Complete the dialogue with your answers to a) and practise it with a partner. There is one extra sentence in a).

Mum: 1 ____, Liz. 2 ____?
Liz: Yes, I'm really hungry and thirsty!
Mum: 3 ____ sausages or some chicken?
Liz: 4 ____ chicken and chips, please.
Mum: And 5 ____?
Liz: 6 ____ orange juice, 7 ____.
Mum: Do you like this music?
Liz: 8 ____. I like different music.
Mum: What do you want to do then?
 9 ____?
Liz: Er, can I see Meg's presents?
Mum: Of course you can. 10 ____ Everybody is dancing there!



Sophie's birthday party

Dear Ananda,
 Please come to my party!
Where? At 17 Coltham Park Road
When? On Saturday, 26th March
Time? At 3.30
 ■ 914526




Гражданская грамотность

3. Давай говорить. Бен нарисовал семейное дерево. Посмотри на картинку и назови членов его семьи. Скажи: **Number 3 is brother Peter.**



Ben

1 Ben
2 Emma
3 Peter
4 Jenny
5 Tom
6 John
7 Jane
8 Ann
9 Bill



2. Давай читать. Прочитай текст

London is the capital of the United Kingdom. In London you can see Big Ben.

Moscow is the capital of Russia. In Moscow you can see Red Square.

Washington D.C. is the capital of the United States of America. In Washington you can see the White House.

На английском языке The Russian Federation (Соединённую Королевство) называют **Russia**.
The UK — это сокращение от **United Kingdom** (Соединённое Королевство).
The USA (США) — это сокращение от **United States of America** (Соединённые Штаты Америки).

3. Давай тренироваться. Задай вопрос и ответь на него.
 What is the capital of the UK?
The capital of the UK is ...

Давай выучим новые слова:

capital

Big Ben

Red Square

The White House



Послушай и повтори.

Russian corner

This is my school

Class 5A of a Moscow school made a poster about their school.



Russian corner

Russian homes

Russia is a really big country. What is life like in different places? At the ETNOMIR museum in Kaluga you can find it out. There are streets and houses from different parts of the country. And there are lots of things!



Russian corner

Welcome to the Suzdal Cucumber Festival!

The Russians eat a lot of cucumbers. In summer they've got cucumbers from their gardens, or they buy them from people who sell them on the street or in markets.

In July, a lot of towns and villages have a "Cucumber Day". On this day, village people welcome the summer with singing and dancing — and cucumbers!

Most people know the big Suzdal Cucumber Festival near Moscow. Everybody has a wonderful time at the festival. You can see the celebration in the photos.

So come and visit us!



Try some natural juices, soups and...



Make a cucumber home.

Russian corner

School clubs and activities

Hello, my name is Petya, and I'm 11 years old. We've got some great clubs at my school in Voronezh!

Theatre in English

This is a club for pupils who like to speak English. We learn to act on stage, sing songs and practise our English. It's great fun! The photo shows a scene from our Summer Show "Wales — land of mountains and song".

Dance Club

Do you like to dance? We have a dance club where you can learn Russian dances and dances from round the world. Or if you like modern dance, there's the Hip-hop Club.

Ecology Club

This is my favourite club. There's a small pet zoo with rabbits, a parrot called Kesha and fish. And there's a garden with different plants and vegetables. We have a timetable with the names of the pupils who have to feed the animals and clean the cages before and after classes.

Arts and Crafts Club

Do you like to make things with your own hands? We use lots of different things: clay, paint, paper, stones, wool, wood ... and we design and make bags, dolls, flowers, models, masks, etc.! They are presents for family and friends, or sometimes we put them in the classroom. I'm making a model plane for a school show.

Russian corner


Russians are great collectors

From icons to eggs, you can find collections of everything in Russia. But what do collectors do with all the things they love? Often the answer is to start a museum. Then people from all over the country can enjoy them. Here are two examples.



There are thousands of museums in Russia. You can stop there and...

Развитие креативности



2. Давай писать. Сделай новогоднюю открытку для своего друга. Используй материалы, которые тебе даст учитель.



PROJECT

6 My school bag / My room
What have you got in your school bag or in your room at home? Choose one. Draw and label lots of things on a piece of paper.



b) Now you
Write a poem about a pet. Learn your poem and say it in class.
Put your poem in your PORTFOLIO.

My ____, ____, OK.
____ lives in ____, and ____ all day.
He/she eats ____ and drinks and drinks.
I really wonder what ____ thinks.

2. Сделай книгу. Затем сыграйте в игру.

- 1 Раскрась картинки.
- 2 Вырежи квадраты с картинками.
- 3 Скрепи страницы книги.
- 4 Поговори с одноклассником и попробуй угадать, какого цвета предметы одежды на его картинке.

You need:



He has got orange gloves.



7 WRITING You want to have a party. Write an invitation to a friend.
Think of the time, place, what party it is, ...

My ... party

Dear ...

Please ...!

Where?


When?

Please bring ...

We have/can/want to/...

Birthday?
Halloween?
Fancy dress?
Barbecue?
Disco?

Развитие сотрудничества



3. Давай слушать. Послушай и покажи на картинке. Подумай с одноклассником, что Глупая Гилли сделает дальше.

This is Gilly. She is a silly girl.

She puts on her socks. Silly Gilly!

She puts on her trousers. Silly Gilly!



3. Давай играть. Разыграйте в классе сказку про Рудольфа.

Gilly puts on her school uniform.
Good girl Gilly!



6. Давай говорить. Работайте в парах. Расскажите друг другу, что вы делаете на выходных. Скажите: **I read/play ...**



3. Давай говорить. Работайте в группах. Выясните, какое животное нравится вашей группе больше всего.



- 1 Have you got a pet?
- 2 What is your favourite pet?

- 1 Yes, I have. I have got a ... /
No, I haven't. I'm sorry.
- 2 My favourite pet is a ...



2 GAME What have you got?

Artur: I've got a blue pencil case.
Darya, have you got a blue pencil case too?

Darya: Yes, I have. **Ilya,** have you got a blue pencil case too?

Ilya: No, I haven't. But I ... a blue school bag. **Marina,** ... you ... a blue school bag too?



5 GRAMMAR be: questions and short answers

a) **Partner A:** Ask your partner the questions.

Partner B: Choose the right answers.

- 1 Is Dilip Ananda's brother?
- 2 Is Emily Sophie's sister?
- 3 Is the school a big school?
- 4 Are the Carter-Browns new in Bristol?
- 5 Are you in Form 5?

Yes, she is.
~~Yes, he is.~~
Yes, they are.
Yes, I am.
Yes, it is.

Is Dilip Ananda's brother? – Yes, he is.

b) **Partner B:** Ask your partner the questions.


Partner A: Choose the right answers.

- 1 Is Dilip Sophie's brother?
- 2 Is the house at 17 Cotham Park Road empty now?
- 3 Is Mrs Hanson Dan's mother?
- 4 Are the twins from London?
- 5 Are you and your family in Bristol now?

No, they aren't.
No, she isn't.
No, we aren't.
~~No, he isn't.~~
No, it isn't.

Is Dilip Sophie's brother? – No, he isn't.

Развитие сотрудничества



Дополнительное задание:

Как твоя семья отмечает Новый год? Расскажи в классе.



Задание:

Опроси членов своей семьи, как в упр. 2. Запиши результаты опроса в таблицу.

Задание:

Спроси члена своей семьи на английском языке, как его зовут, где он живёт, какие у него есть домашние животные и увлечения. Не забудь про номер телефона. Запиши вопросы и ответы на листе бумаги.

Примеры:

What is your name?
Where do you live?
Have you got a pet?
What are your hobbies?

6 WRITING An email about my hobbies

Write an email to an English friend. Write about your hobbies and sports and ask him/her what he/she does.

Dear ...,
I often play/go ... at the weekend. I like ...
What about you? What ...? Do you ...?
All the best, ...




d) Ask your family members about their schools. How different were they then? Tell the class.

c) Have you got a collection? Does anyone in your family collect things? Tell the class.

c) Have you got a collection? Does anyone in your family collect things? Tell the class.

ФГОС и УМК серии Сферы

- Соответствие программным требованиям
- Наличие разнообразных упражнений для формирования и развития всех видов функциональной грамотности
- Наличие заданий для формирования и развития креативности, критического мышления, коммуникации и сотрудничества
- Разнообразные задания для формирования и развития личностных качеств (любопытности, инициативности и других)



ВСЕГДА ГОТОВЫ ПОМОЧЬ И ПОДДЕРЖАТЬ

spheresteam@yandex.ru

Сервисы для педагогов на сайте Группы компаний «Просвещение» prosv.ru

Каталог



catalog.prosv.ru

Горячая линия



vopros@prosv.ru

Основной сайт



prosv.ru

Онлайн-журнал
«Просвещение. Иностранные
языки»



iyazyki.prosv.ru

Материалы для подготовки к
участию в международных
исследованиях



prosv.ru/pages/pisa.html



«Просвещение. Поддержка»
учитель.club



Интернет-магазин
shop.prosv.ru



Медиатека
media.prosv.ru

СПАСИБО ЗА ВНИМАНИЕ!



Группа компаний «Просвещение»

Адрес: 127473, Москва, ул. Краснопролетарская, д. 16, стр. 3, подъезд 8,
бизнес-центр «Новослободский»

Телефон: +7 (495) 789-30-40

Факс: +7 (495) 789-30-41

Сайт: prosv.ru

Горячая линия: vopros@prosv.ru

 [Вконтакте](#)

 [Facebook](#)

 [OK](#)

 [Instagram](#)

 [YouTube-канал «Просвещение. Поддержка»](#)